

**AGENDA FOR
REGULAR BOARD OF DIRECTORS MEETING
HELD IN PERSON ON 2024-JULY-03**

Meetings Guidelines and Protocols: <https://members.sfpride.org/meetings>

1. Standing Items (50 mins)
 - a. Call to Order and Welcome
 - b. Reading of [Land Acknowledgement](#)
 - c. Roll Call
 - d. Appointment of Meeting Roles
 - i. Timekeeper, Stack Monitor, Vibe Watcher
 - e. Reading of the [Mission Statement](#) and [Financial Protocol](#)
 - f. Disclosure of Potential Conflicts of Interest
 - g. Approval of Agenda
 - h. Approval of Minutes
 - i. Reports of the Officers
 - j. Reports of Committees
 - i. Community Affairs
 - ii. Long Range Planning
 - k. Agency Updates from Executive Director
2. Unfinished Business
3. New Business
4. Announcements (5 mins)
5. Public Comment (20 mins)
6. In Memoriam
7. Adjournment

Meeting Statements

<https://members.sfpride.org/meetings/>

This information is compiled for ease of use during meetings.

Mission Statement

The mission of the San Francisco Lesbian, Gay, Bisexual, Transgender Pride Celebration Committee is to educate the world, commemorate our heritage, celebrate our culture, and liberate our people.

Financial Protocol

No expenditure can be incurred without going through the Executive Director in advance. This includes reimbursement of expenses outside of the set guidelines. If you expect to have an expenditure, prior approval must be sought from the Executive Director as soon as possible. Procedures exist and checks, and balances are in place to ensure that all expenditures go through a proper approval process with the Board. All expenditures are accounted for during the annual budgeting and audit process.

Land Acknowledgement Statement (as of January 28, 2021)

We at San Francisco Pride acknowledge that we are meeting on the unceded ancestral homeland of the Ramaytush Ohlone peoples, the original inhabitants of the San Francisco Peninsula.

Disclosure of Potential Conflicts of Interest

- Nguyen: Frameline
- Janelle: TRANScend, SF LGBT Center
- Anjali: Lyon Martin, LGBT Asylum, Parivar, OTI TAC, ETE, Officer-HSH, Center for Immigrant Protection (President)
- George: Oakland Pride (Board President)
- Josh: Burning Man, UC Berkeley, Soul of Pride, Comfort and Joy, Music Connects Foundation
- Linda: NAACP, BWOPA, NAPS, Soul of Pride, Juvenile Prevention
- Maceo: SF LGBT Center
- Nas: Alwan Foundation



**SAN FRANCISCO LESBIAN, GAY, BISEXUAL, TRANSGENDER
PRIDE PARADE AND CELEBRATION COMMITTEE, INC.**

Nguyen Pham
President Report
July 3, 2024

PRIDE WEEK

- Attended and/or delivered remarks at official events during Pride Week:
 - Press Preview at SF LGBT Center and Reception at Hilton SF Union Square's State Suite on June 26.
 - Human Rights Summit at Commonwealth Club on June 27.
 - Celebration at Civic Center on June 29.
 - Parade on Market Street and Celebration at Civic Center on June 30.
 - City Hall Party on June 30.

PUBLIC RELATIONS

- ABC 7 News:
 - Delivered live broadcast interviews via Zoom on June 26, June 27, and June 28.
 - Served as co-host during [live coverage of SF Pride Parade and Celebration](#) on June 30.
- KTVU 2 News:
 - Delivered recorded interview during Press Preview at SF LGBT Center on June 26.
 - Delivered live broadcast interview in-studio on June 28.
- 99.7 FM: Provided commentary for SF Pride Weekend events as broadcast on June 28.
- Underscore_SF: Provided commentary for "[From Corporate Sponsorships to 'Trickle-Down Spending,' a Look Behind the Economics of San Francisco Pride](#)" article on July 3.

MEETING PARTICIPATION

- Chaired Board of Directors meeting via videoconference on June 5.
- Attended Celebrity Grand Marshal press coordination call via videoconference on June 6.
- Chaired ExCom meeting via videoconference on June 17.

COMMUNITY ENGAGEMENT

- Delivered remarks at SF Pride Kickoff Party at the Tenderloin Museum on June 7.
- Delivered remarks at Pink Triangle Ceremony on June 8.
- Attended *Luxury Trending* magazine cover launch at BR (Banana Republic) on June 8.
- Attended Pride Party at Hotel Castro on June 11.
- Attended the Vice President of the United States' Pride Reception at the VPOTUS' residence in Washington DC on June 12.



**SAN FRANCISCO LESBIAN, GAY, BISEXUAL, TRANSGENDER
PRIDE PARADE AND CELEBRATION COMMITTEE, INC.**

- Attended SF Giants Pride Day at Oracle Park on June 15.
- Delivered remarks at Krewe de Kink's "True Colors" benefit at Midnight Sun on June 15.
- Attended the SF Gay Men's Chorus "All We Need Is Love" concert at Davies Symphony Hall on June 18.
- Attended the Well Being Fair at SF LGBT Center on June 22.
- Attended the CHEER For Life Foundation's and CHEER San Francisco's Spirit Society Showcase at BEI Hotel San Francisco on June 22.
- Attended WE San Francisco's Pride Prom at San Francisco Centre on June 22.
- Delivered remarks at Divas & Drinks: PRIDE Celebration at The Academy on June 27.
- Attended SF Giants game with Celebrity Grand Marshal and national anthem performer Billy Porter at Oracle Park on June 29.
- Delivered remarks at SF Bay Times' Rainbow Express Bus Tour to the Illuminate rainbow Pride laser installation on June 29.

SF PRIDE GOLF TOURNAMENT FUNDRAISER

- Postponed next coordination call to early July.

ROUTINE RESPONSIBILITIES

- Participated on numerous ED check-in calls from June 5 through July 3.
- Participated on PR partner check-in calls on June 18, June 26, and July 3.
- Corresponded with community members as needs emerged.
- Engaged with SF Pride content via social media channels as feasible.
- Corresponded with Staff and Board Members as appropriate.

KEY ACTIVITIES AND MILESTONES SCHEDULED FOR NEXT PERIOD

- Attend Long Range Planning Committee special meeting for SF Pride wrap-up and reflection on July 13.
- Chair ExCom meeting via videoconference on July 24.
- Chair Board of Directors meeting on August 7.

San Francisco LGBT Pride

1663 Mission Street
San Francisco, CA 94103
(514) 864-0831
adell.hanson-kahn@sfpride.org

July 3rd, 2024 - Treasurer's Report

Staff, Treasurer, and B&F are in process of reviewing revised budget from this year in order to pass a revised budget based on new information since the original budget. We aim to improve our budgeting precision over time so that the board can give perspective on adjustments to spending based on actual vs budgeted performance in the future. Reviewing the revised budget is the next incremental step in this process.

Adell

SF Lesbian Gay Bisexual Transgender Pride CC, Inc.

Balance Sheet

As of June 30, 2024

Jun 30, 24

ASSETS

Current Assets

Checking/Savings

0101 · Wells Fargo Bank Checking

0101A · Restricted Funds

0101AGR · Howard Grayson LGBT 1,228.21

0101ALA · Latin Stage 450.88

0101API · Pink Triangle 45,897.85

0101ASO · Soul of Pride -8,280.00

Total 0101A · Restricted Funds 39,296.94

0101 · Wells Fargo Bank Checking - Unrestricted Funds 517,679.19

Total 0101 · Wells Fargo Bank Checking 556,976.13

0102 · WellsFargo MarketRate (Reserve) 170,621.96

0104 · WellsFargo Bank Savings 1,560.63

0106 · Fresno First 87.72

0113 · Petty Cash Account 55.23

Total Checking/Savings 729,301.67

Total Current Assets 729,301.67

Fixed Assets

0140 · FURNITURE & EQUIPMENT

0140a · Furniture & Equipment 4,999.51

0141 · Accumulated Depreciation -4,999.51

Total 0140 · FURNITURE & EQUIPMENT 0.00

Total Fixed Assets 0.00

Other Assets

0189 · TRADEMARKS

0189A · Trademarks 60,610.96

0189B · Accumulated Amortization -58,440.96

Total 0189 · TRADEMARKS 2,170.00

0191 · Prepaid Expenses 59,527.00

0195 · Other Deposits 37,442.23

Total Other Assets 99,139.23

TOTAL ASSETS 828,440.90

LIABILITIES & EQUITY

Liabilities

Current Liabilities

Other Current Liabilities

0215L · Health/Fire Permit Fees Payable 4,194.00

0240 · Corporate card -8,997.04

0250L · Payroll Taxes Due Payable 14,318.52

0255L · Vacation Time Account Payable 21,441.40

Total Other Current Liabilities 30,956.88

Total Current Liabilities 30,956.88

Long Term Liabilities

0270 · Deferred rent liability 7,234.00

SF Lesbian Gay Bisexual Transgender Pride CC, Inc.

Balance Sheet

As of June 30, 2024

	Jun 30, 24
Total Long Term Liabilities	7,234.00
Total Liabilities	38,190.88
Equity	
3000 · Opening Bal Equity	81,844.00
3100 · Temp Restricted Net Assets (TRN	-127,535.00
3800.1 · NetAssetsReleased, UnRestrict	586,907.00
3800.4 · NetAssetsReleased, TempRestrict	-586,907.00
3900 · Retained Earnings	181,892.27
Net Income	654,048.75
Total Equity	790,250.02
TOTAL LIABILITIES & EQUITY	828,440.90

SF Lesbian Gay Bisexual Transgender Pride CC, Inc.
Statement of Cash Flows
June 2024

	Jun 24
OPERATING ACTIVITIES	
Net Income	-312,886.15
Adjustments to reconcile Net Income to net cash provided by operations:	
0215L · Health/Fire Permit Fees Payable	-9,106.00
0240 · Corporate card	-8,997.04
0250L · Payroll Taxes Due Payable	3,066.76
Net cash provided by Operating Activities	-327,922.43
Net cash increase for period	-327,922.43
Cash at beginning of period	1,057,224.10
Cash at end of period	729,301.67

SF Lesbian Gay Bisexual Transgender Pride CC, Inc.
Profit & Loss Budget vs. Actual
October 2023 through June 2024

	Oct '23 - Jun 24	Budget	\$ Over Budget	% of Budget
Ordinary Income/Expense				
Income				
0402 · Membership Income	2,975.00	10,000.00	-7,025.00	29.8%
0409 · Vendor Income				
0410 · Vendor/Booth Fees Income				
0410F · Pride-Vendor Income-Food	137,320.36	88,000.00	49,320.36	156.0%
0410P · Pride-Vendor Income-Other	206,913.09	109,000.00	97,913.09	189.8%
Total 0410 · Vendor/Booth Fees Income	344,233.45	197,000.00	147,233.45	174.7%
0425 · Booth Equip. Rental Income	11,800.00	10,000.00	1,800.00	118.0%
Total 0409 · Vendor Income	356,033.45	207,000.00	149,033.45	172.0%
0411 · Parade Fee Income				
0411FM · Pride-Float/March Income	280,264.37	200,000.00	80,264.37	140.1%
0411W · DykesOnBikes (WMC)	0.00	3,000.00	-3,000.00	0.0%
Total 0411 · Parade Fee Income	280,264.37	203,000.00	77,264.37	138.1%
0412 · Beverage Sales				
0412P · Pride - Beverage sales	0.00	320,000.00	-320,000.00	0.0%
Total 0412 · Beverage Sales	0.00	320,000.00	-320,000.00	0.0%
0414 · Donations (Individual) Income	54,213.46	40,000.00	14,213.46	135.5%
0416 · Barrel Donations Income				
0416E · Electronic Gate Donations	0.00	30,000.00	-30,000.00	0.0%
0416P · Pride - Barrel Donations	0.00	5,000.00	-5,000.00	0.0%
Total 0416 · Barrel Donations Income	0.00	35,000.00	-35,000.00	0.0%
0417 · Corporate Sponsorship Income	1,435,500.00	2,175,000.00	-739,500.00	66.0%
0421 · Interest Income	54.13	60.00	-5.87	90.2%
0424 · Other Income				
0424O · Official Events Calendar List	0.00	5,000.00	-5,000.00	0.0%
0424PP · Pride Pass	4,721.33	40,000.00	-35,278.67	11.8%
0424PT · Pink Triangle	43,886.53			
0424VIP · VIP Tickets	0.00	30,000.00	-30,000.00	0.0%
Total 0424 · Other Income	48,607.86	75,000.00	-26,392.14	64.8%
0430 · Grants For the Arts				
0430A · Pride - Grants for the Arts	826,219.00	825,000.00	1,219.00	100.1%
Total 0430 · Grants For the Arts	826,219.00	825,000.00	1,219.00	100.1%

SF Lesbian Gay Bisexual Transgender Pride CC, Inc.
Profit & Loss Budget vs. Actual
October 2023 through June 2024

	Oct '23 - Jun 24	Budget	\$ Over Budget	% of Budget
0435 · Other Grants Income	10,000.00			
0440 · Grandstand Ticket Sales	0.00	75,000.00	-75,000.00	0.0%
0441 · Other Ticket Sales	1,500.01	70,000.00	-68,499.99	2.1%
0450 · Merchandise Sales	8,789.93	20,000.00	-11,210.07	43.9%
0490 · Fundraising - General	1,150.00	45,000.00	-43,850.00	2.6%
0495 · Management Fees Income	968.31	818.00	150.31	118.4%
4900 · Fiscal Sponsee Income				
4900.14 · Donations (Individual) Income	2,799.38			
4900.49 · Fundraising	41,500.00			
Total 4900 · Fiscal Sponsee Income	44,299.38			
Total Income	3,070,574.90	4,100,878.00	-1,030,303.10	74.9%
Gross Profit	3,070,574.90	4,100,878.00	-1,030,303.10	74.9%
Expense				
0600 · Advertising (Administrative)	0.00	800.00	-800.00	0.0%
0601 · Advertising (Event)	0.00	1,500.00	-1,500.00	0.0%
0602 · Bank Fees	27,937.91	3,500.00	24,437.91	798.2%
0603 · Utilities and Maintenance				
0603C · Cleaning & General Maintenance	6,456.49	7,000.00	-543.51	92.2%
0603U · Utilities	1,142.85	1,500.00	-357.15	76.2%
Total 0603 · Utilities and Maintenance	7,599.34	8,500.00	-900.66	89.4%
0604 · Messenger Expense	0.00	200.00	-200.00	0.0%
0605 · Membership Dues Expense	1,295.00	1,100.00	195.00	117.7%
0606 · Insurance Expense	201,671.58	210,000.00	-8,328.42	96.0%
0607 · Postage Expense	132.00	4,000.00	-3,868.00	3.3%
0608 · Copying/Printing Expense	356.03	18,200.00	-17,843.97	2.0%
0609 · Office Supplies Expense	3,313.92	4,750.00	-1,436.08	69.8%
0610 · Accounting/Auditing Expense	43,119.95	80,000.00	-36,880.05	53.9%
0612 · Other Supplies	28,135.64	11,100.00	17,035.64	253.5%
0613 · Employee Benefits Expense				
0613M · Medical/Dental Benefits	54,673.92	50,000.00	4,673.92	109.3%
Total 0613 · Employee Benefits Expense	54,673.92	50,000.00	4,673.92	109.3%
0614 · Equipment Rental Expense	478,483.77	498,000.00	-19,516.23	96.1%
0615 · Rent (Office) Expense	51,330.99	75,000.00	-23,669.01	68.4%
0616 · Rent (Non-Office Space) Exp.	94,990.29	123,000.00	-28,009.71	77.2%
0617 · Clean-Up Costs (Event)	35,322.17	120,000.00	-84,677.83	29.4%
0618 · Equipment Repair & Maintenance	1,389.06	1,800.00	-410.94	77.2%
0619 · Contracted Services	393,835.17	609,300.00	-215,464.83	64.6%
0620 · Contractors	61,725.00	164,500.00	-102,775.00	37.5%
0621 · ASL Interpreter/ADA Compliance	0.00	20,500.00	-20,500.00	0.0%
0622 · Payroll Taxes	21,692.28	39,200.00	-17,507.72	55.3%
0623 · Travel Expense	14,247.02	55,800.00	-41,552.98	25.5%

SF Lesbian Gay Bisexual Transgender Pride CC, Inc.
Profit & Loss Budget vs. Actual
October 2023 through June 2024

	Oct '23 - Jun 24	Budget	\$ Over Budget	% of Budget
0624 · Entertainer/Speaker Expense				
0624M · Main Stage	107,100.00	130,000.00	-22,900.00	82.4%
0624S · Community Stages and Venues	9,890.00	10,000.00	-110.00	98.9%
0624T · Other Venues	10,550.00	23,500.00	-12,950.00	44.9%
Total 0624 · Entertainer/Speaker Expense	127,540.00	163,500.00	-35,960.00	78.0%
0625 · Telephone Expense	399.78	2,000.00	-1,600.22	20.0%
0626 · Payroll Expense				
0626A · Payroll expense	283,556.59	434,970.00	-151,413.41	65.2%
Total 0626 · Payroll Expense	283,556.59	434,970.00	-151,413.41	65.2%
0627 · Permit Costs	51,835.57	85,483.50	-33,647.93	60.6%
0628 · Community Partners Grants				
0628B · Grants from Board	16,012.62	15,000.00	1,012.62	106.8%
0628W · Grants to Dykes on Bikes	0.00	3,000.00	-3,000.00	0.0%
Total 0628 · Community Partners Grants	16,012.62	18,000.00	-1,987.38	89.0%
0629 · Educational Development Exp.	5,055.00	14,000.00	-8,945.00	36.1%
0630 · Food Expense	9,181.67	37,500.00	-28,318.33	24.5%
0631 · Media/PR Expense	56,117.46	60,000.00	-3,882.54	93.5%
0632 · Volunteer/Staff Recognition Exp	258.75	8,000.00	-7,741.25	3.2%
0633 · Security Costs	179,364.00	500,000.00	-320,636.00	35.9%
0635 · Legal Expense	0.00	10,000.00	-10,000.00	0.0%
0636 · Branded Apparel Expense	13,187.57	16,000.00	-2,812.43	82.4%
0637 · Police/Traffic Control Expense	0.00	30,000.00	-30,000.00	0.0%
0641 · Radio Rental Expense	0.00	18,500.00	-18,500.00	0.0%
0642 · Toilet Rental Expense	16,202.13	47,000.00	-30,797.87	34.5%
0643 · Fencing Rental Expense	28,144.80	70,000.00	-41,855.20	40.2%
0644 · Sound Expenses				
0644V · Video Expense	0.00	292,000.00	-292,000.00	0.0%
Total 0644 · Sound Expenses	0.00	292,000.00	-292,000.00	0.0%
0645 · Signage Expense	1,534.59	50,000.00	-48,465.41	3.1%
0655 · Data Management Expense	23,580.42	30,000.00	-6,419.58	78.6%
0656 · HR Expense	0.00	100.00	-100.00	0.0%
0660 · Fundraising Expense	2,294.83	16,000.00	-13,705.17	14.3%
0665 · Education and Outreach	1,273.76			
0680 · Fullfillment Expense	0.00	15,000.00	-15,000.00	0.0%
0696 · Lodging/Hotel Epanse	9,296.37	16,000.00	-6,703.63	58.1%
0697 · Lost equipment & damages	0.00	5,000.00	-5,000.00	0.0%
6700 · Reallocation Expenses	20,000.00	30,000.00	-10,000.00	66.7%

SF Lesbian Gay Bisexual Transgender Pride CC, Inc.

Profit & Loss Budget vs. Actual

October 2023 through June 2024

	Oct '23 - Jun 24	Budget	\$ Over Budget	% of Budget
6800 · Fiscal Sponsee Expenses				
6800.08 · Copying/Printing Expense	1,030.75			
6800.19 · Contracted Services	18,928.14			
6800.24 · Entertainer/Speaker Expense	27,250.00			
6800.28 · Donations,Grants, Fellowships	1,750.00			
6800.30 · Food	500.00			
6800.60 · Fundraising Expense	12.00			
6800.75 · Management Fees	968.31			
Total 6800 · Fiscal Sponsee Expenses	50,439.20			
6999 · Uncategorized Expenses	0.00	10,000.00	-10,000.00	0.0%
Total Expense	2,416,526.15	4,079,803.50	-1,663,277.35	59.2%
Net Ordinary Income	654,048.75	21,074.50	632,974.25	3,103.5%
Net Income	654,048.75	21,074.50	632,974.25	3,103.5%

SF Lesbian Gay Bisexual Transgender Pride CC, Inc.

Profit & Loss

October 2023 through June 2024

	Oct 23	Nov 23	Dec 23	Jan 24	Feb 24	Mar 24	Apr 24	May 24	Jun 24	TOTAL
Ordinary Income/Expense										
Income										
0402 · Membership Income	415.00	0.00	4,165.00	-4,000.00	1,925.00	275.00	75.00	90.00	30.00	2,975.00
0409 · Vendor Income										
0410 · Vendor/Booth Fees Income										
0410F · Pride-Vendor Income-Food	0.00	0.00	3,924.50	19,295.00	18,614.00	22,970.30	13,432.75	40,506.33	18,577.48	137,320.36
0410P · Pride-Vendor Income-Other	0.00	0.00	0.00	14,901.50	26,603.13	25,737.31	10,609.13	98,698.09	30,363.93	206,913.09
Total 0410 · Vendor/Booth Fees Income	0.00	0.00	3,924.50	34,196.50	45,217.13	48,707.61	24,041.88	139,204.42	48,941.41	344,233.45
0425 · Booth Equip. Rental Income	0.00	0.00	0.00	1,000.00	-400.00	6,200.00	1,900.00	2,700.00	400.00	11,800.00
Total 0409 · Vendor Income	0.00	0.00	3,924.50	35,196.50	44,817.13	54,907.61	25,941.88	141,904.42	49,341.41	356,033.45
0411 · Parade Fee Income										
0411FM · Pride-Float/March Income	0.00	0.00	0.00	0.00	48,885.93	14,865.37	18,407.18	150,673.77	47,432.12	280,264.37
Total 0411 · Parade Fee Income	0.00	0.00	0.00	0.00	48,885.93	14,865.37	18,407.18	150,673.77	47,432.12	280,264.37
0414 · Donations (Individual) Income	8,141.17	706.40	3,235.54	2,040.19	9,519.88	14,394.49	750.94	11,477.40	3,947.45	54,213.46
0417 · Corporate Sponsorship Income	0.00	0.00	0.00	0.00	100,000.00	0.00	264,500.00	699,000.00	372,000.00	1,435,500.00
0421 · Interest Income	17.01	15.39	12.56	2.05	1.37	1.46	1.42	1.46	1.41	54.13
0424 · Other Income										
0424PP · Pride Pass	0.00	0.00	0.00	0.00	0.00	0.00	1,902.40	2,818.93	0.00	4,721.33
0424PT · Pink Triangle	20,000.00	5,000.00	0.00	0.00	51.43	0.00	9,880.51	2,595.30	6,359.29	43,886.53
Total 0424 · Other Income	20,000.00	5,000.00	0.00	0.00	51.43	0.00	11,782.91	5,414.23	6,359.29	48,607.86
0430 · Grants For the Arts										
0430A · Pride - Grants for the Arts	0.00	0.00	0.00	826,219.00	0.00	0.00	0.00	0.00	0.00	826,219.00
Total 0430 · Grants For the Arts	0.00	0.00	0.00	826,219.00	0.00	0.00	0.00	0.00	0.00	826,219.00
0435 · Other Grants Income	0.00	0.00	10,000.00	0.00	0.00	0.00	0.00	0.00	0.00	10,000.00
0441 · Other Ticket Sales	0.00	0.00	0.00	0.00	0.00	0.00	0.00	0.00	1,500.01	1,500.01
0450 · Merchandise Sales	0.00	0.00	0.00	0.00	871.89	666.68	864.36	1,966.94	4,420.06	8,789.93
0490 · Fundraising - General	0.00	0.00	0.00	0.00	0.00	0.00	1,150.00	0.00	0.00	1,150.00
0495 · Management Fees Income	0.00	0.00	968.31	0.00	0.00	0.00	0.00	0.00	0.00	968.31
4900 · Fiscal Sponsee Income										
4900.14 · Donations (Individual) Income	750.00	650.00	200.00	1,199.38	0.00	0.00	0.00	0.00	0.00	2,799.38
4900.49 · Fundraising	0.00	0.00	0.00	0.00	0.00	0.00	0.00	5,000.00	36,500.00	41,500.00
Total 4900 · Fiscal Sponsee Income	750.00	650.00	200.00	1,199.38	0.00	0.00	0.00	5,000.00	36,500.00	44,299.38
Total Income	29,323.18	6,371.79	22,505.91	860,657.12	206,072.63	85,110.61	323,473.69	1,015,528.22	521,531.75	3,070,574.90
Gross Profit	29,323.18	6,371.79	22,505.91	860,657.12	206,072.63	85,110.61	323,473.69	1,015,528.22	521,531.75	3,070,574.90
Expense										
0602 · Bank Fees	197.76	226.27	1,066.59	1,344.77	3,026.75	2,391.06	1,600.02	11,405.67	6,679.02	27,937.91
0603 · Utilities and Maintenance										
0603C · Cleaning & General Maintenan...	696.81	708.71	708.71	723.71	723.71	723.71	723.71	723.71	723.71	6,456.49
0603U · Utilities	362.81	0.00	0.00	390.02	0.00	0.00	390.02	0.00	0.00	1,142.85
Total 0603 · Utilities and Maintenance	1,059.62	708.71	708.71	1,113.73	723.71	723.71	1,113.73	723.71	723.71	7,599.34
0605 · Membership Dues Expense	0.00	200.00	0.00	0.00	0.00	800.00	0.00	295.00	0.00	1,295.00
0606 · Insurance Expense	3,207.92	521.75	0.00	196.15	-24.84	0.00	103.00	197,667.60	0.00	201,671.58
0607 · Postage Expense	132.00	0.00	0.00	0.00	0.00	0.00	0.00	0.00	0.00	132.00
0608 · Copying/Printing Expense	180.35	59.71	0.00	67.90	23.56	0.00	0.00	24.51	0.00	356.03
0609 · Office Supplies Expense	1,095.36	108.61	0.00	0.00	471.31	703.45	192.92	581.78	160.49	3,313.92
0610 · Accounting/Auditing Expense	2,500.00	5,997.45	4,000.00	10,622.50	4,000.00	4,000.00	4,000.00	4,000.00	4,000.00	43,119.95
0612 · Other Supplies	0.00	0.00	0.00	0.00	0.00	0.00	0.00	28,135.64	0.00	28,135.64
0613 · Employee Benefits Expense										
0613M · Medical/Dental Benefits	7,380.78	3,974.64	4,396.88	4,396.88	6,094.64	10,024.58	6,650.06	3,843.86	7,911.60	54,673.92
Total 0613 · Employee Benefits Expense	7,380.78	3,974.64	4,396.88	4,396.88	6,094.64	10,024.58	6,650.06	3,843.86	7,911.60	54,673.92
0614 · Equipment Rental Expense	149.90	149.90	149.90	149.90	149.90	149.90	27,079.71	245,052.82	205,451.84	478,483.77
0615 · Rent (Office) Expense	5,555.31	5,721.96	5,721.96	5,721.96	5,721.96	5,721.96	5,721.96	5,721.96	5,721.96	51,330.99
0616 · Rent (Non-Office Space) Exp.	2,043.00	1,848.00	1,848.00	1,848.00	1,848.00	3,598.00	1,848.00	1,848.00	78,261.29	94,990.29
0617 · Clean-Up Costs (Event)	0.00	0.00	0.00	0.00	0.00	0.00	0.00	15,852.50	19,469.67	35,322.17
0618 · Equipment Repair & Maintenance	136.50	401.46	0.00	0.00	425.55	0.00	0.00	425.55	0.00	1,389.06
0619 · Contracted Services	46,745.31	0.00	0.00	106,749.99	34,285.53	42,584.00	48,689.00	57,592.34	57,189.00	393,835.17
0620 · Contractors	0.00	7,000.00	7,000.00	7,000.00	1,000.00	1,000.00	4,000.00	5,365.00	29,360.00	61,725.00
0622 · Payroll Taxes	1,902.33	1,542.76	1,542.76	2,030.45	2,664.78	2,664.78	3,166.98	3,088.72	3,088.72	21,692.28
0623 · Travel Expense	3,445.96	2,131.54	680.45	545.91	3,284.04	594.52	1,136.17	424.94	2,003.49	14,247.02

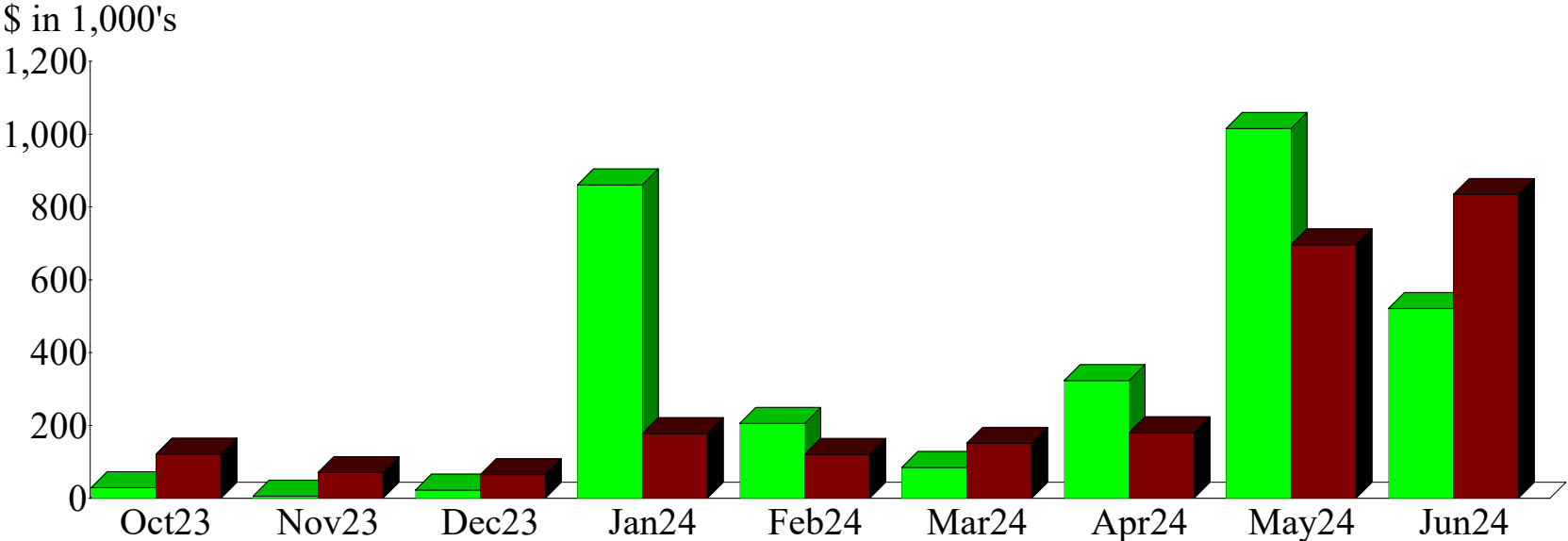
SF Lesbian Gay Bisexual Transgender Pride CC, Inc.

Profit & Loss

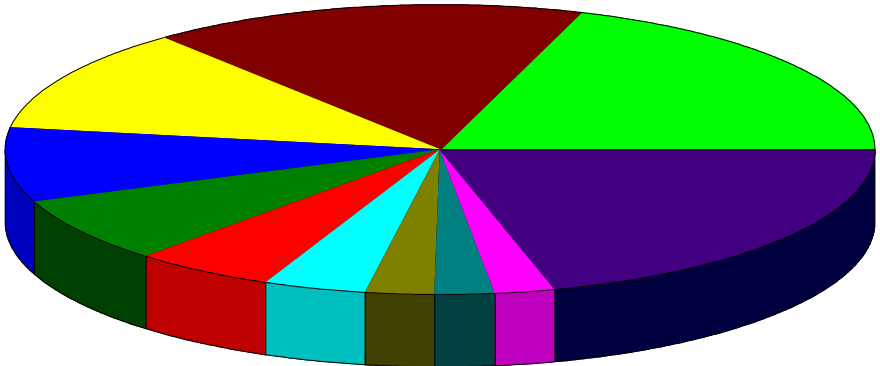
October 2023 through June 2024

	Oct 23	Nov 23	Dec 23	Jan 24	Feb 24	Mar 24	Apr 24	May 24	Jun 24	TOTAL
0624 · Entertainer/Speaker Expense										
0624M · Main Stage	0.00	0.00	0.00	0.00	0.00	0.00	23,750.00	11,500.00	71,850.00	107,100.00
0624S · Community Stages and Venues	0.00	0.00	0.00	0.00	0.00	0.00	0.00	0.00	9,890.00	9,890.00
0624T · Other Venues	0.00	0.00	0.00	0.00	0.00	10,200.00	0.00	0.00	350.00	10,550.00
Total 0624 · Entertainer/Speaker Expense	0.00	0.00	0.00	0.00	0.00	10,200.00	23,750.00	11,500.00	82,090.00	127,540.00
0625 · Telephone Expense	42.87	44.38	44.57	0.00	89.11	44.62	44.63	44.60	45.00	399.78
0626 · Payroll Expense										
0626A · Payroll expense	24,866.93	20,166.66	20,166.66	26,541.66	34,833.32	34,833.32	41,398.08	40,374.98	40,374.98	283,556.59
Total 0626 · Payroll Expense	24,866.93	20,166.66	20,166.66	26,541.66	34,833.32	34,833.32	41,398.08	40,374.98	40,374.98	283,556.59
0627 · Permit Costs	0.00	299.57	0.00	0.00	0.00	0.00	318.00	49,948.00	1,270.00	51,835.57
0628 · Community Partners Grants										
0628B · Grants from Board	165.38	0.00	1,500.00	1,318.31	5,870.00	630.00	664.93	5,864.00	0.00	16,012.62
Total 0628 · Community Partners Grants	165.38	0.00	1,500.00	1,318.31	5,870.00	630.00	664.93	5,864.00	0.00	16,012.62
0629 · Educational Development Exp.	4,020.00	0.00	0.00	0.00	1,035.00	0.00	0.00	0.00	0.00	5,055.00
0630 · Food Expense	533.42	1,446.85	0.00	267.77	4,673.72	619.51	165.04	172.64	1,302.72	9,181.67
0631 · Media/PR Expense	10,359.70	10,000.00	11,105.00	0.00	5,575.00	4,773.26	5,325.00	3,325.00	5,654.50	56,117.46
0632 · Volunteer/Staff Recognition Exp	0.00	0.00	0.00	0.00	0.00	0.00	0.00	0.00	258.75	258.75
0633 · Security Costs	0.00	0.00	0.00	0.00	0.00	21,350.00	0.00	0.00	158,014.00	179,364.00
0636 · Branded Apparel Expense	0.00	0.00	0.00	0.00	603.56	319.30	777.73	507.88	10,979.10	13,167.57
0642 · Toilet Rental Expense	0.00	0.00	0.00	0.00	0.00	0.00	0.00	0.00	16,202.13	16,202.13
0643 · Fencing Rental Expense	0.00	0.00	0.00	0.00	0.00	0.00	0.00	0.00	28,144.80	28,144.80
0645 · Signage Expense	479.17	0.00	0.00	0.00	0.00	716.14	0.00	0.00	339.28	1,534.59
0655 · Data Management Expense	2,398.11	1,935.92	2,340.10	5,246.15	2,122.23	2,340.97	2,325.80	2,372.77	2,498.37	23,580.42
0660 · Fundraising Expense	473.53	0.00	0.00	0.00	0.00	0.00	0.00	0.00	1,821.30	2,294.83
0665 · Education and Outreach	0.00	0.00	0.00	1,273.76	0.00	0.00	0.00	0.00	0.00	1,273.76
0696 · Lodging/Hotel Epense	0.00	5,594.15	0.00	1,028.37	2,280.78	0.00	0.00	0.00	393.07	9,296.37
6700 · Reallocation Expenses	0.00	0.00	0.00	0.00	0.00	0.00	0.00	0.00	20,000.00	20,000.00
6800 · Fiscal Sponsee Expenses										
6800.05 · Copying/Printing Expense	0.00	0.00	0.00	0.00	0.00	0.00	0.00	0.00	1,030.75	1,030.75
6800.19 · Contracted Services	1,600.40	600.00	1,199.38	0.00	0.00	0.00	0.00	0.00	15,528.36	18,928.14
6800.24 · Entertainer/Speaker Expense	0.00	300.00	0.00	0.00	0.00	0.00	0.00	0.00	26,950.00	27,250.00
6800.28 · Donations,Grants, Fellowships	250.00	0.00	0.00	0.00	0.00	0.00	0.00	0.00	1,500.00	1,750.00
6800.30 · Food	0.00	0.00	500.00	0.00	0.00	0.00	0.00	0.00	0.00	500.00
6800.60 · Fundraising Expense	0.00	12.00	0.00	0.00	0.00	0.00	0.00	0.00	0.00	12.00
6800.75 · Management Fees	0.00	0.00	968.31	0.00	0.00	0.00	0.00	0.00	0.00	968.31
Total 6800 · Fiscal Sponsee Expenses	1,850.40	912.00	2,667.69	0.00	0.00	0.00	0.00	0.00	45,009.11	50,439.20
Total Expense	120,921.61	70,992.29	64,939.27	177,464.16	120,777.61	150,783.08	180,070.76	696,159.47	834,417.90	2,416,526.15
Net Ordinary Income	-91,598.43	-64,620.50	-42,433.36	683,192.96	85,295.02	-65,672.47	143,402.93	319,368.75	-312,886.15	654,048.75
Net Income	-91,598.43	-64,620.50	-42,433.36	683,192.96	85,295.02	-65,672.47	143,402.93	319,368.75	-312,886.15	654,048.75

Income and Expense by Month October 2023 through June 2024



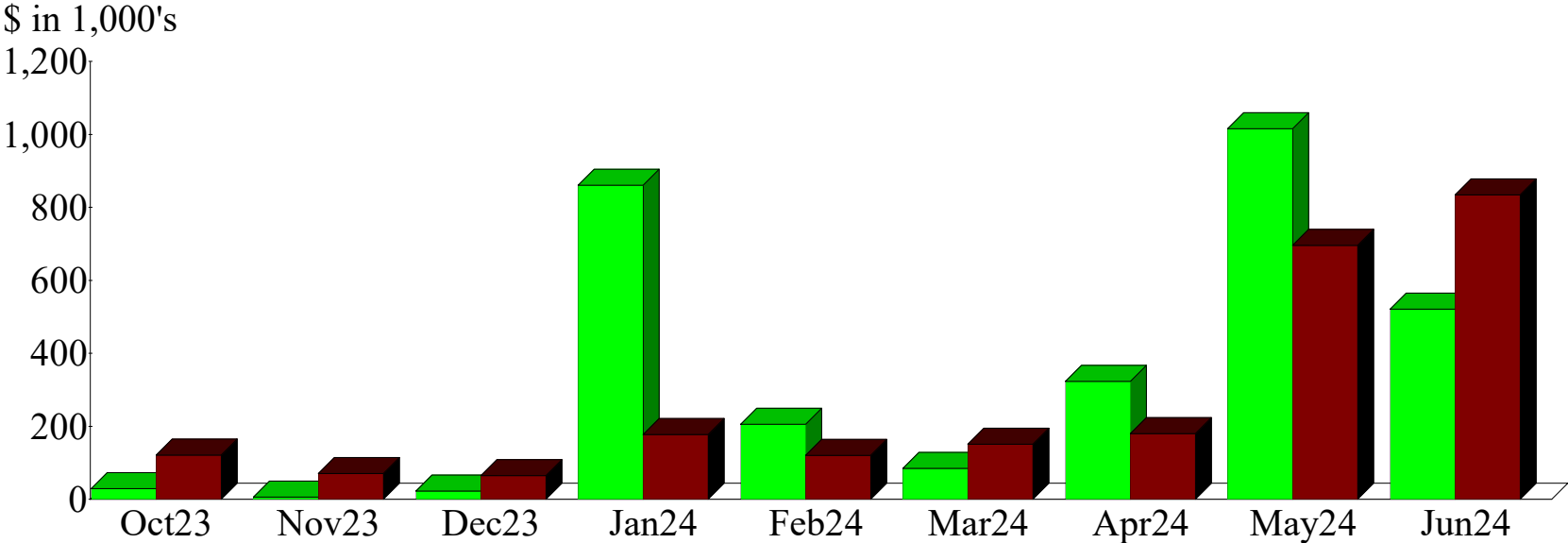
Expense Summary October 2023 through June 2024



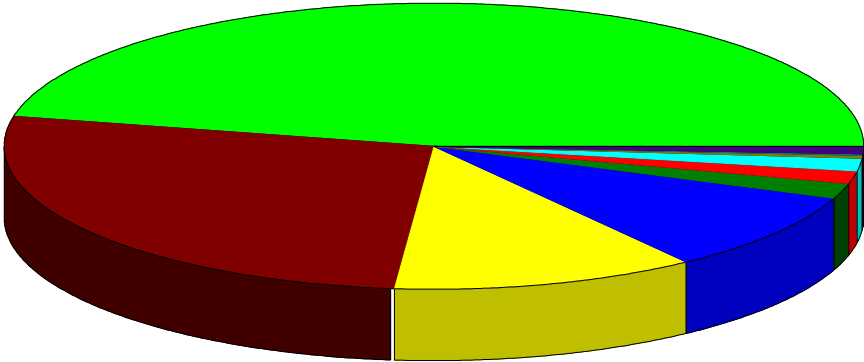
0614 · Equipment Rental Expense	19.80%
0619 · Contracted Services	16.30
0626 · Payroll Expense	11.73
0606 · Insurance Expense	8.35
0633 · Security Costs	7.42
0624 · Entertainer/Speaker Expense	5.28
0616 · Rent (Non-Office Space) Exp.	3.93
0620 · Contractors	2.55
0631 · Media/PR Expense	2.32
0613 · Employee Benefits Expense	2.26
Other	20.05
Total	\$2,416,526.15

By Account

Income and Expense by Month
October 2023 through June 2024



Income Summary
October 2023 through June 2024



0417 · Corporate Sponsorship Income	46.75%
0430 · Grants For the Arts	26.91
0409 · Vendor Income	11.60
0411 · Parade Fee Income	9.13
0414 · Donations (Individual) Income	1.77
0424 · Other Income	1.58
4900 · Fiscal Sponsee Income	1.44
0435 · Other Grants Income	0.33
0450 · Merchandise Sales	0.29
0402 · Membership Income	0.10
Other	0.12
Total	\$3,070,574.90

By Account