

**AGENDA FOR
REGULAR BOARD OF DIRECTORS MEETING
HELD REMOTELY ON 2023-OCTOBER-04**

Meetings Guidelines and Protocols: <https://members.sfpride.org/meetings>

1. Standing Items (60 mins)
 - a. Call to Order and Welcome
 - b. Acknowledgement of Unceded Ramaytush Ohlone Land
 - c. Roll Call
 - d. Appointment of Meeting Roles
 - i. Timekeeper, Stack Monitor, Vibe Watcher
 - e. Reading of the Mission Statement
 - f. Reading of the Financial Protocol
 - g. Disclosure of Potential Conflicts of Interest
 - h. Approval of the Agenda
 - i. Approval of Minutes
 - j. Reports of the Officers
 - k. Reports of Committees
 - i. Budget & Finance
 - ii. Community Affairs
 - iii. Development
 - iv. Long Range Planning
 - v. Personnel
 - vi. Policies & Procedures
 - l. Agency Updates from Executive Director (10 mins)
2. Unfinished Business
 - a. None
3. New Business (60 mins)
 - a. Seating of Board Members-Elect
 - b. Officer Election (?)
 - c. Meeting Dates, Committees, and Mentorships
 - d. 2024 Weekend Retreat
4. Announcements (5 mins)
5. Public Comment (10 mins)
6. In-Memoriam
7. Adjournment

Closed Session to Follow

**AGENDA FOR
REGULAR BOARD OF DIRECTORS MEETING
HELD REMOTELY ON 2023-September-06**

Meetings Guidelines and Protocols: <https://members.sfpride.org/meetings>

Call to Order: 7:04pm

In attendance: Nguyen (P), Spring (S), Elizabeth, George, Suzanne (ED) Chris (AD), Robert (T), Manuel, Anjali, Maceo, Janelle (VP)

Not in attendance: Linda

Apologies: Carolyn, Joshua

Members: Austin Worden (Board Candidate)

Disclosure of Potential Conflicts of Interest

Nguyen: Frameline

Josh: Burning Man, UC Berkeley, Soul of Pride

Elizabeth: NCLR

Maceo: SF LGBT Center

Suzanne: Trans Heartline

Linda: NAACP, BWOPA, NAPS, Soul of Pride, Juvenile Prevention

Robert: Trans Masc Calendar, TRANScend

Anjali: Lyon Martin, LGBT Asylum, Parivar, OTI TAC, ETE, Officer-HSH

Spring: TRANScend Retreat

Manuel: University of San Francisco (USF); Cañada College (change in January minutes)

George: Oakland Pride Board President (revised from. VP to President as of Sept 2023)

Approval of Agenda: 7:11pm

Approval of Minutes: Tabled for October @ 7:12pm

Unfinished Business (10 mins)

a. In Person Board Meeting Schedule

New Business (30 mins)

a. Annual General Meeting

- Same voting system – Election Runner
- Meeting will be recorded
- Noon – meeting will open
- 3 seats available

b. Board Goal Setting

- Start thinking of goals for us as a board for 2024
- Suzanne: board to start thinking of next fundraising
 - Anjali: some limitations around city employees ability to fundraise as part of another org

Updates:

****Development Committee Meeting | Send Invite (host in the next week or two)**

-Spring will email committee members by EOD Thursday

****Confirm InterPride in San Diego | attendance (10/25-10/29)**

Contact Chris by Friday EOD

****Suzanne is considering a trip to Israel through an org called A Wider Bridges**

Requests:

BOD In-Person Meetings:

October 23', February 24', May 24', July (week tbd)



Proposal:

Consensus:

1. BOD In-Person Meetings

Tabled:

Announcements:

- 1) **Happy Bisexual+ Visibility Month from BiCONIC and the Bi+ Community!**
 - **Bi Plus Films this month during Bi+ Week!**
 -  **TWO WAYS TO FEST** 
 - **SEPTEMBER 20, 2023 | 7:00PM**
 - **@ THE ROXIE THEATER, SF**
 - **& WORLDWIDE ONLINE**
 - **SEPT 16-23, 2023**
 - **<https://biconicsf.com/>**
 - **<https://roxie.com/film/biconic-film-festival/>**
2. Oakland Pride this weekend
 - Events on the 8th & 9th
 - Oakland Pride on the 10th

In-Memoriam:

- Lisseth Rivas Sanchez
 - Service on Sept 30th – email to go out via Spring (Secretary)
- Lisette Sanchez, Keerthana, NayakRaji, Zeenat, Sakshi
 - Lack of access to HIV meds
- Laura Ann Carleton
 - Ally in Southern California for having an LGBTQ flag in her storefront

Adjourned: 8:14pm

SAN FRANCISCO LESBIAN GAY BISEXUAL TRANSGENDER PRIDE PARADE AND
CELEBRATION COMMITTEE, INC

(Draft) MINUTES FOR BOARD OF DIRECTORS MEETING
(REMOTE) | August 3rd 2023

Call to Order: 7:05

In attendance: Linda, Nguyen (P), Anjali, Maceo, Robert (Tr), Joshua, Elizabeth, Suzanne (ED), Chris (DD), Spring (Sec), Carolyn, Marsha, Janelle (VP), Manuel

Apologies: George

Disclosure of Potential Conflicts of Interest

Nguyen: Frameline

Josh: Burning Man, UC Berkeley, Soul of Pride

Elizabeth: NCLR

Maceo: SF LGBT Center

Suzanne: Trans Heartline

Linda: NAACP, BWOPA, NAPSYP, Soul of Pride, Juvenile Prevention

Robert: Trans Masc Calendar, TRANScend

Anjali: Lyon Martin, LGBT Asylum, Parivar, OTI TAC, ETE, Officer-HSH

Spring: TRANScend Retreat

Manuel: University of San Francisco (USF); Cañada College (change in January minutes)

George: Oakland Pride Board (revised as of June 2023)

Approval of Agenda: 7:08

Approval of Minutes: 7:10

Updates:

Membership Cadence

-As discussed by ExComm, proposal for AGM, shifting Member meetings to Quarterly

Proposed dates:

October 11, 2023

January 10, 2024

April 10, 2024

July 10, 2024

AGM: (tbd)

Requests:

- Board Meeting Protocol

Nguyen finds joy in the monthly cadence
What happens when there is no old/new business?

- Ad Hoc "Equity" Committee

***Exploratory Committee :
Emergence / Dynamic / A queerer lens and liberation

Discussion:

The personal:

Work on previous coalitions, but not board

As a Board:

Honor Labor (optional stipend/honorarium)
Other orgs-> (Leather District, are there others)

I know that as an organization we are cash poor
Setting the group work, 90-days

How would we collaborate with Policy and. Procedures to shift our the policy to support findings

Nguyen is in support and remark on PnP article
Joshua remarks on the privilege free labor on volunteering

Carolyn brought up how that may reflect back to the community

Marsha shared the 49% rule

Manual: dreaming and building
Public perception about this creation
Suggestion of naming: Board Compensation
Manuel is curious how this may shift the makeup of the board
Suzanne is worried about optics regarding the money from the city

What's the name, but move forward with its purpose

Proposal

- that if there is no new/old business, board may excuse themselves, President will facilitate
- Virtual AGM

Consensus:

- Board Meeting Protocol
- Ad Hoc IT Committee
- Virtual AGM

Tabled

- Ad Hoc Equity Committee

Announcements:

Josh declares his candidacy for Board Member
GAPA Runway Pageant Sat 9 Herbst Theater 7pm

In-Memoriam:

O'Shae Sibley
Trans man shot by police (Camdyn Rider?
Kelly Stoug
Mangala
Divya
Tony Bennett
Paul Reubens
Angus Cloud

Adjourned: 9pm

SAN FRANCISCO PRIDE®

SAN FRANCISCO LESBIAN, GAY, BISEXUAL, TRANSGENDER
PRIDE PARADE AND CELEBRATION COMMITTEE, INC.

Nguyen Pham
President Report
October 4, 2023

MEETING PARTICIPATION

- Chaired Board of Directors video conference meeting on September 6.
- Chaired Annual General Membership video conference meeting on September 9.
- Chaired ExCom video conference meeting on September 20.

COMMUNITY ENGAGEMENT

- Attended Folsom Street Events' "40 Years of Filth" fundraiser at BEI San Francisco on September 20.
- Attended and engaged with event leadership of Tower Grove Pride Festival and People's Joy Parade in St. Louis, Missouri on September 24.

PUBLIC RELATIONS

- Openly via Reuters: Published op-ed "Hate doesn't pay: Anti-LGBTQ+ discrimination harms individuals as it erodes economies" on September 7:
<https://www.openlynews.com/i/?id=04c898be-43d7-470f-8835-0638065dc5fc>.
- KTVU Fox2: Delivered live on-air interview for "California ends ban on travel to states with anti-LGBTQ laws" segment on September 15: <https://www.ktvu.com/video/1281457>.

GOLF TOURNAMENT ANNUAL FUNDRAISER

- Participated on coordination calls with planning team on September 12, September 19, September 22, September 26, and October 3.
- Attended and delivered remarks at SF Pride 2023 Golf Award Reception at Fairmont Hotel on September 29.
- Attended and delivered remarks at SF Pride 2023 Golf Tournament at TPC Harding Park on September 30.

COMMITTEE WORK

- Personnel: Chaired committee video conference meeting on September 14.
- Budget and Finance: No meeting in September.
- Development: No meeting in September.
- Policies & Procedures: No meeting in September.

ROUTINE RESPONSIBILITIES

- Participated on numerous ED check-in calls from September 6 through October 4.
- Participated on PR partner check-in calls on September 13, September 20, September

SAN FRANCISCO PRIDE®

SAN FRANCISCO LESBIAN, GAY, BISEXUAL, TRANSGENDER
PRIDE PARADE AND CELEBRATION COMMITTEE, INC.

27, and October 4.

- Engaged with SF Pride content via social media channels as feasible.
- Corresponded with Staff and Board Members as appropriate.

KEY ACTIVITIES AND MILESTONES SCHEDULED FOR NEXT PERIOD

- Attend Horizons Foundation 2023 Gala at Terra Gallery on October 7.
- Participate at Membership Meeting via video conference on October 11.
- Participate at Committee meeting(s) via video conference: Personnel on October 12.
- Attend InterPride 2023 Annual General Meeting & World Conference in San Diego from October 25 through October 29.
- Participate at Board of Directors video conference meeting on November 8.

Treasurer's Report Narrative Overview

Robert Louie
October 4th, 2023

Overall Spending & Revenue

September 2023

Income \$188k:

- ☐ \$151.8k - Corporate sponsorship income at
 - \$50k of which was from Wells Fargo
- ☐ \$23k - general fundraising
- ☐ \$12k – remaining parade and vendor income

Paid \$416k:

- ☐ Primarily in expected event bills
- ☐ \$21k fundraising expenses from the golf tournament

Fiscal year Oct '22 - Sept '23

- ☐ Expenses - \$4.11m (97.8% of budget)
- ☐ Income - \$4.06m (84.5% of budget)
- ☐ Loss of about \$56.1k for the year

We were close to our targets this year overall percentage wise and on the dollar. This is a notable improvement over last year's **Oct '21 - September '22** annual report:

- ☐ Expenses - \$3.44m (100.9% of budget)
- ☐ Income - \$3.28m (91.8% of budget)
- ☐ Loss of about \$306.1k for the year

This year we reduced our losses in the face of inflation of cost of services across the board as well as having to change production companies. Suzanne has done well as we continue to improve both our budgeting and outcomes.

Grants for the Arts

We have \$326k coming in for Grants for the Arts in 2024.

SAN FRANCISCO PRIDE

Treasurer's Report

Robert Louie

October 4, 2023

Profit & Loss Statement – September 2023

Gross Profit	\$187,986.19
Expenses	\$416,317.56
Net Income	(\$228,331.37)

Total for 1st month of the fiscal year:

Gross Profit	\$25,771.06
Expenses	\$70,774.59
Net Income	(\$45,003.53)

Cash Flow Statement for FY 2023

Cash at the beginning of the month	\$342,281.95
Net Cash from Operating Activities	(\$73,982.91)
Net Cash Increase	(\$89,989.18)
Cash at the End of the Period	\$252,292.77

Wells Fargo Checking (<i>Unrestricted</i>)	\$63,236.66
(Fiscal Agencies – <i>Restricted Funds</i>)	\$36,784.70
Wells Fargo MarketRate (<i>Reserve</i>)	\$125,568.96
Wells Fargo Bank Savings	\$26,559.50
Fresno First	\$87.72
Petty Cash	\$55.23

Budget and Finance Committee
Annual Retrospective
Robert Louie
September 06, 2023

Retrospective of FY '23

Attendees: Nguyen Pham (President), Elizabeth Lanyon, Spring Collins (Secretary), Chris Robert (Dep. Director), George Smith III

Goals for FY '24

1. Treasurer/BFC to improve budget sheet for the board, taretng quarterly improvements and assessment of understanding
2. Continue to adhere to budget as guide for spending in the fiscal year to get closer to 100% on more categories
3. Staff to use budget form with reasoning for known increases or changes when spending differently against the budget
4. Staff to target FY24 to grow the individual donor program or at least get started on donor tracking and metrics w/ Network for Good

Rose/Thorn/Bud Themes

Rose (Successes)	Thorn (Challenges)	Bud (Potential)
<ul style="list-style-type: none">• Steady meeting cadence and engagement• Great committee participation and strong leadership• Added Process for requesting and approving budget for resources and events, etc• Budget transparency to the broader board	<ul style="list-style-type: none">• Difficulty getting live data by category: Sponsorship, Expected Cashflow from grants• Budget Spreadsheet readability• Cashflow this year	<ul style="list-style-type: none">• Individual Donor Program• Board to generate more revenue to fund board funded initiatives• Continued improvement of budget formatting and reporting• Fully develop separate budgets for other major events (Ken Jones, Golf)• Reporting for sponsorship Pipeline

SF Lesbian Gay Bisexual Transgender Pride CC, Inc.

Balance Sheet

As of September 30, 2023

Sep 30, 23

ASSETS

Current Assets

Checking/Savings

0101 · Wells Fargo Bank Checking

0101A · Restricted Funds

0101AGR · Howard Grayson LGBT 1,532.26

0101ALA · Latin Stage 509.24

0101API · Pink Triangle 32,158.24

0101ASI · Sistahs Steppin 818.31

0101ASO · Soul of Pride 1,766.65

Total 0101A · Restricted Funds 36,784.70

0101 · Wells Fargo Bank Checking - Unrestricted Funds 63,236.66

Total 0101 · Wells Fargo Bank Checking 100,021.36

0102 · WellsFargo MarketRate (Reserve) 125,568.96

0104 · WellsFargo Bank Savings 26,559.50

0106 · Fresno First 87.72

0113 · Petty Cash Account 55.23

Total Checking/Savings 252,292.77

Accounts Receivable

0115 · Accounts Receivable (General) 20,895.82

Total Accounts Receivable 20,895.82

Total Current Assets 273,188.59

Fixed Assets

0140 · FURNITURE & EQUIPMENT

0140a · Furniture & Equipment 4,999.51

0141 · Accumulated Depreciation -4,999.51

Total 0140 · FURNITURE & EQUIPMENT 0.00

Total Fixed Assets 0.00

Other Assets

0189 · TRADEMARKS

0189A · Trademarks 60,610.96

0189B · Accumulated Amortization -58,440.96

Total 0189 · TRADEMARKS 2,170.00

0191 · Prepaid Expenses 76,136.69

0195 · Other Deposits 37,442.23

Total Other Assets 115,748.92

TOTAL ASSETS 388,937.51

LIABILITIES & EQUITY

Liabilities

Current Liabilities

Accounts Payable

0210 · Accounts Payable 173,868.62

Total Accounts Payable 173,868.62

Other Current Liabilities

0255L · Vacation Time Account Payable 21,441.40

SF Lesbian Gay Bisexual Transgender Pride CC, Inc.

Balance Sheet

As of September 30, 2023

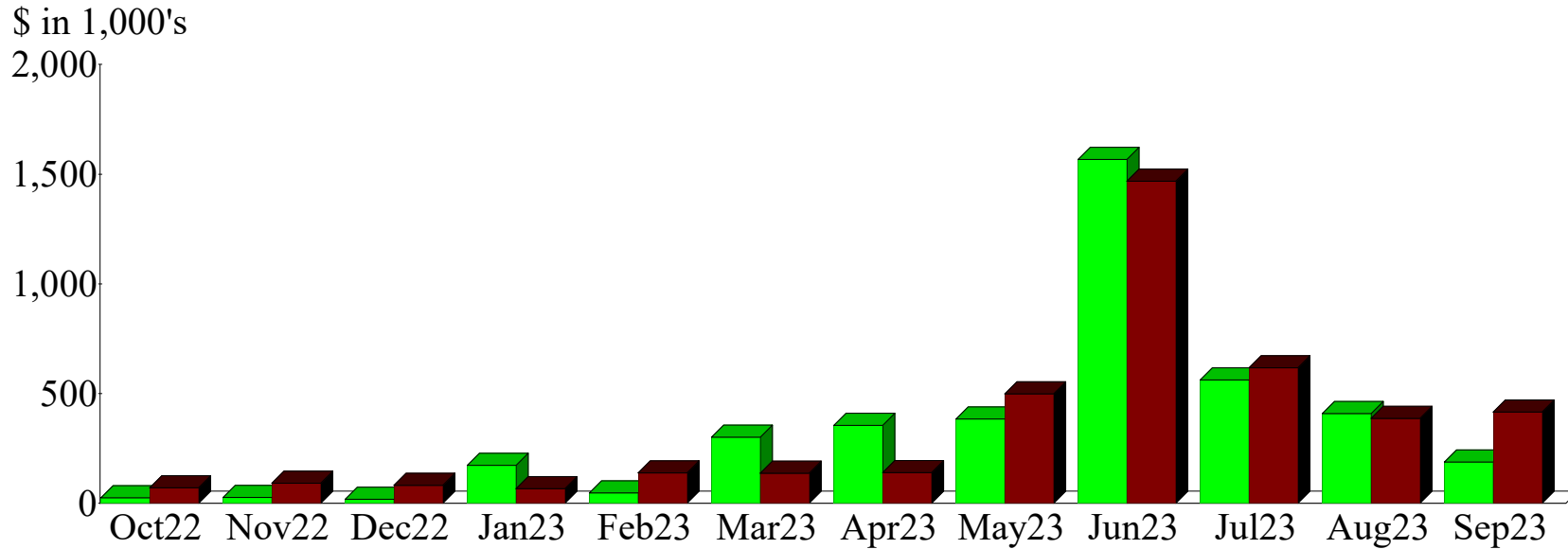
	Sep 30, 23
Total Other Current Liabilities	21,441.40
Total Current Liabilities	195,310.02
Long Term Liabilities	
0270 · Deferred rent liability	7,234.00
Total Long Term Liabilities	7,234.00
Total Liabilities	202,544.02
Equity	
3000 · Opening Bal Equity	81,844.00
3100 · Temp Restricted Net Assets (TRN	-127,535.00
3800.1 · NetAssetsReleased, UnRestrict	586,907.00
3800.4 · NetAssetsReleased, TempRestrict	-586,907.00
3900 · Retained Earnings	288,260.46
Net Income	-56,175.97
Total Equity	186,393.49
TOTAL LIABILITIES & EQUITY	388,937.51

SF Lesbian Gay Bisexual Transgender Pride CC, Inc.
Statement of Cash Flows
September 2023

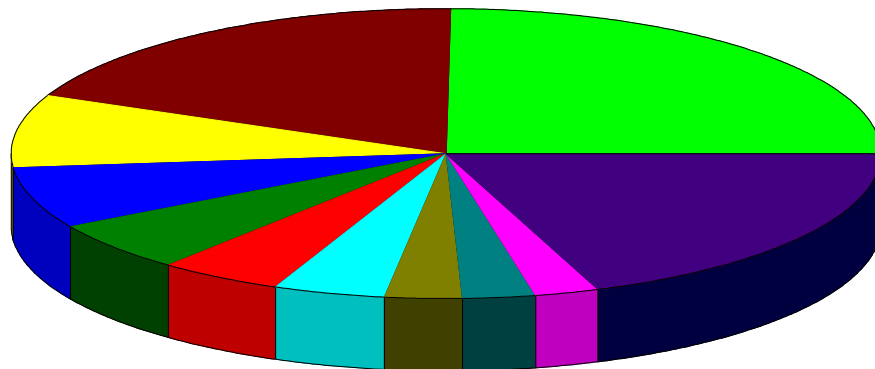
	<u>Sep 23</u>
OPERATING ACTIVITIES	
Net Income	-228,331.37
Adjustments to reconcile Net Income to net cash provided by operations:	
0115 · Accounts Receivable (General)	-20,895.82
0210 · Accounts Payable	173,868.62
0250L · Payroll Taxes Due Payable	-6,764.52
0255L · Vacation Time Account Payable	8,140.18
Net cash provided by Operating Activities	-73,982.91
INVESTING ACTIVITIES	
0189 · TRADEMARKS:0189B · Accumulated Amortization	310.00
0191 · Prepaid Expenses	-16,316.27
Net cash provided by Investing Activities	-16,006.27
Net cash increase for period	-89,989.18
Cash at beginning of period	342,281.95
Cash at end of period	<u><u>252,292.77</u></u>

Income and Expense by Month October 2022 through September 2023

Income
Expense



Expense Summary October 2022 through September 2023

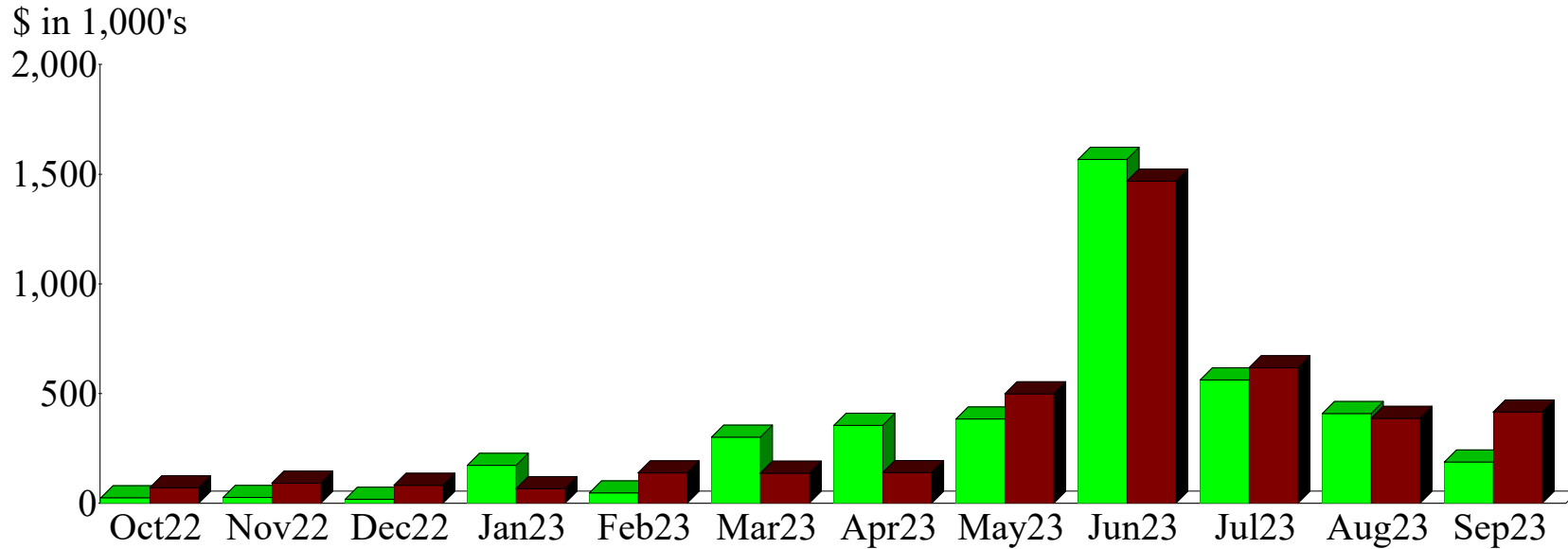


0619 · Contracted Services	24.92%
0614 · Equipment Rental Expense	18.73
0626 · Payroll Expense	8.24
0633 · Security Costs	6.92
0624 · Entertainer/Speaker Expense	5.61
0606 · Insurance Expense	4.64
0631 · Media/PR Expense	4.26
0617 · Clean-Up Costs (Event)	3.00
0620 · Contractors	2.82
0616 · Rent (Non-Office Space) Exp.	2.45
Other	18.41
Total	\$4,117,311.81

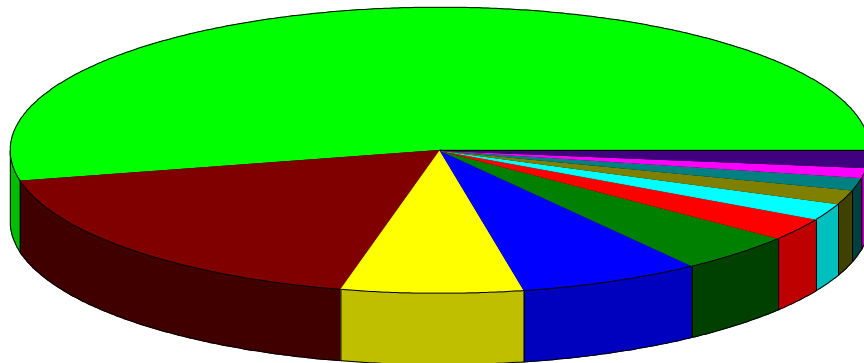
By Account

Income and Expense by Month October 2022 through September 2023

Income
Expense



Income Summary October 2022 through September 2023



0417 · Corporate Sponsorship Income	53.49%
0430 · Grants For the Arts	17.85
0411 · Parade Fee Income	6.94
0412 · Beverage Sales	6.92
0409 · Vendor Income	4.48
0424 · Other Income	2.57
0414 · Donations (Individual) Income	2.06
4900 · Fiscal Sponsee Income	1.75
0490 · Fundraising - General	1.58
0440 · Grandstand Ticket Sales	1.13
Other	1.23
Total	\$4,061,135.84

By Account

SF Lesbian Gay Bisexual Transgender Pride CC, Inc.

Profit & Loss

October 2022 through September 2023

	Apr 23	May 23	Jun 23	Jul 23	Aug 23	Sep 23	FY2023 Oct- Sept
Ordinary Income/Expense							
Income							
0402 · Membership Income	385.00	1,280.00	2,420.00	399.00	2,345.00	125.00	17,374.00
0409 · Vendor Income							
0410 · Vendor/Booth Fees Income							
0410P · Pride - Vendor Income	20,840.20	25,915.00	79,615.55	44,909.54	0.00	784.60	174,114.89
Total 0410 · Vendor/Booth Fees Income	20,840.20	25,915.00	79,615.55	44,909.54	0.00	784.60	174,114.89
0425 · Booth Equip. Rental Income	1,675.00	3,175.00	2,875.00	0.00	0.00	0.00	7,725.00
Total 0409 · Vendor Income	22,515.20	29,090.00	82,490.55	44,909.54	0.00	784.60	181,839.89
0411 · Parade Fee Income							
0411FM · Pride-Float/March Income	67,590.00	29,728.25	85,402.84	22,405.00	32,125.32	11,243.03	279,154.44
0411W · DykesOnBikes (WMC)	0.00	0.00	2,600.58	0.00	0.00	0.00	2,600.58
Total 0411 · Parade Fee Income	67,590.00	29,728.25	88,003.42	22,405.00	32,125.32	11,243.03	281,755.02
0412 · Beverage Sales							
0412P · Pride - Beverage sales	0.00	0.00	0.00	281,030.00	0.00	0.00	281,030.00
Total 0412 · Beverage Sales	0.00	0.00	0.00	281,030.00	0.00	0.00	281,030.00
0414 · Donations (Individual) Income	315.00	15,635.28	8,294.39	33,550.70	10,798.57	781.17	83,675.36
0416 · Barrel Donations Income							
0416E · Electronic Gate Donations	0.00	0.00	13,506.22	0.00	0.00	0.00	13,506.22
0416P · Pride - Barrel Donations	0.00	0.00	3,301.00	0.00	0.00	0.00	3,301.00
Total 0416 · Barrel Donations Income	0.00	0.00	16,807.22	0.00	0.00	0.00	16,807.22
0417 · Corporate Sponsorship Income	258,300.00	300,000.00	1,036,500.95	158,200.00	224,500.00	151,815.00	2,172,385.95
0421 · Interest Income	11.41	11.78	11.41	16.25	17.13	16.57	129.11
0424 · Other Income							
0424AP · Pride After Party	0.00	0.00	26,213.93	15,320.00	0.00	0.00	41,533.93
0424PP · Pride Pass	0.00	0.00	42,009.79	0.00	0.00	0.00	42,009.79
0424PT · Pink Triangle	5,389.12	2,910.34	3,524.97	6,075.87	0.00	0.00	19,910.30
0424VIP · VIP Tickets	0.00	0.00	1,117.95	0.00	0.00	0.00	1,117.95
Total 0424 · Other Income	5,389.12	2,910.34	72,866.64	21,395.87	0.00	0.00	104,571.97
0430 · Grants For the Arts							
0430A · Pride - Grants for the Arts	0.00	0.00	208,449.82	0.00	100,000.00	0.00	725,000.00
Total 0430 · Grants For the Arts	0.00	0.00	208,449.82	0.00	100,000.00	0.00	725,000.00

SF Lesbian Gay Bisexual Transgender Pride CC, Inc.

Profit & Loss

October 2022 through September 2023

	Apr 23	May 23	Jun 23	Jul 23	Aug 23	Sep 23	FY2023 Oct- Sept
0435 · Other Grants Income	0.00	0.00	0.00	500.00	0.00	0.00	15,500.00
0440 · Grandstand Ticket Sales	490.00	0.00	45,065.50	0.00	0.00	0.00	45,905.50
0490 · Fundraising - General	0.00	1,000.00	0.00	0.00	17,725.00	23,220.82	64,252.82
4900 · Fiscal Sponsee Income							
4900.14 · Donations (Individual) Income	0.00	0.00	0.00	0.00	1,250.00	0.00	3,268.00
4900.49 · Fundraising	0.00	5,000.00	6,500.00	0.00	20,000.00	0.00	67,641.00
Total 4900 · Fiscal Sponsee Income	0.00	5,000.00	6,500.00	0.00	21,250.00	0.00	70,909.00
Total Income	<u>354,995.73</u>	<u>384,655.65</u>	<u>1,567,409.90</u>	<u>562,406.36</u>	<u>408,761.02</u>	<u>187,986.19</u>	<u>4,061,135.84</u>
Gross Profit	354,995.73	384,655.65	1,567,409.90	562,406.36	408,761.02	187,986.19	4,061,135.84
Expense							
0600 · Advertising (Administrative)	0.00	0.00	497.87	179.80	0.00	0.00	869.28
0602 · Bank Fees	128.65	901.32	432.99	2,926.16	693.63	1,501.53	8,389.95
0603 · Utilities and Maintenance							
0603C · Cleaning & General Maintenance	696.81	696.81	696.81	696.81	696.81	396.81	8,050.16
0603U · Utilities	362.81	0.00	0.00	362.81	0.00	0.00	1,425.93
Total 0603 · Utilities and Maintenance	1,059.62	696.81	696.81	1,059.62	696.81	396.81	9,476.09
0604 · Messenger Expense	0.00	0.00	0.00	52.00	0.00	0.00	150.00
0605 · Membership Dues Expense	0.00	800.00	0.00	0.00	0.00	0.00	800.00
0606 · Insurance Expense	0.00	93,610.70	93,213.50	0.00	313.83	0.00	191,030.49
0607 · Postage Expense	0.00	0.00	174.54	720.55	20.46	0.00	953.00
0608 · Copying/Printing Expense	0.00	0.00	475.53	7,926.39	430.35	0.00	10,315.15
0609 · Office Supplies Expense	197.00	0.00	325.40	394.98	141.36	113.37	3,159.93
0610 · Accounting/Auditing Expense	2,000.00	2,000.00	2,000.00	2,000.00	2,000.00	2,000.00	24,000.00
0612 · Other Supplies	0.00	0.00	5,999.56	1,912.30	0.00	0.00	7,911.86
0613 · Employee Benefits Expense							
0613M · Medical/Dental Benefits	3,974.64	5,111.64	4,543.14	4,543.14	4,543.14	-228.84	49,553.76
Total 0613 · Employee Benefits Expense	3,974.64	5,111.64	4,543.14	4,543.14	4,543.14	-228.84	49,553.76
0614 · Equipment Rental Expense	215.25	18,338.13	408,500.95	126,328.33	141,710.98	59,620.57	771,230.71
0615 · Rent (Office) Expense	5,555.31	5,555.31	5,555.31	5,555.31	5,555.31	5,555.31	66,501.91
0616 · Rent (Non-Office Space) Exp.	1,754.00	5,254.00	51,554.29	2,916.00	26,834.00	1,848.00	100,670.29
0617 · Clean-Up Costs (Event)	0.00	0.00	30,706.50	92,969.50	0.00	0.00	123,676.00
0618 · Equipment Repair & Maintenance	0.00	0.00	401.46	0.00	264.96	0.00	1,572.87

SF Lesbian Gay Bisexual Transgender Pride CC, Inc.

Profit & Loss

October 2022 through September 2023

	Apr 23	May 23	Jun 23	Jul 23	Aug 23	Sep 23	FY2023 Oct-Sept
0619 · Contracted Services	53,820.32	191,829.91	278,191.13	128,962.34	75,857.88	173,868.62	1,026,014.94
0620 · Contractors	12,520.00	6,000.00	39,050.00	21,320.00	8,830.00	0.00	116,080.00
0621 · ASL Interpreter/ADA Compliance	0.00	0.00	5,700.00	0.00	0.00	0.00	5,700.00
0622 · Payroll Taxes	2,267.94	2,316.41	2,688.48	2,364.88	2,269.39	3,145.75	26,515.27
0623 · Travel Expense	293.59	1,022.36	4,451.76	4,471.73	587.23	2,337.77	17,703.94
0624 · Entertainer/Speaker Expense							
0624M · Main Stage	0.00	64,000.00	128,625.50	3,000.00	0.00	-150.00	195,475.50
0624S · Community Stages and Venues	0.00	750.00	7,950.00	0.00	0.00	0.00	8,700.00
0624T · Other Venues	0.00	4,500.00	19,425.00	0.00	1,825.00	1,000.00	26,750.00
Total 0624 · Entertainer/Speaker Expense	0.00	69,250.00	156,000.50	3,000.00	1,825.00	850.00	230,925.50
0625 · Telephone Expense	43.91	42.82	42.82	42.82	42.82	42.88	1,368.06
0626 · Payroll Expense							
0626A · Payroll expense	29,645.82	30,279.58	35,143.34	30,913.34	29,665.07	25,540.00	331,020.44
0626AV · Accrued Vacation Expense	0.00	0.00	0.00	0.00	0.00	8,140.18	8,140.18
Total 0626 · Payroll Expense	29,645.82	30,279.58	35,143.34	30,913.34	29,665.07	33,680.18	339,160.62
0627 · Permit Costs	308.00	6,014.90	75,228.70	0.00	0.00	0.00	81,823.60
0628 · Community Partners Grants							
0628B · Grants from Board	664.93	9,000.00	2,000.00	5,000.00	0.00	2,538.46	21,653.39
0628P · Grants to Partners	0.00	0.00	0.00	0.00	14,562.00	0.00	14,562.00
Total 0628 · Community Partners Grants	664.93	9,000.00	2,000.00	5,000.00	14,562.00	2,538.46	36,215.39
0629 · Educational Development Exp.	0.00	0.00	0.00	0.00	0.00	0.00	300.00
0630 · Food Expense	312.35	10,342.12	9,749.55	15,315.79	4,019.80	702.76	52,665.74
0631 · Media/PR Expense	23,575.50	15,322.50	21,378.88	15,340.00	15,000.00	11,970.00	175,593.26
0632 · Volunteer/Staff Recognition Exp	0.00	0.00	1,759.58	0.00	0.00	0.00	2,016.18
0633 · Security Costs	0.00	0.00	166,843.37	99,811.47	18,212.42	0.00	284,867.26
0636 · Branded Apparel Expense	0.00	0.00	9,090.83	0.00	0.00	0.00	12,090.83
0641 · Radio Rental Expense	0.00	12,827.56	5,561.85	0.00	0.00	0.00	18,389.41
0642 · Toilet Rental Expense	0.00	0.00	0.00	0.00	0.00	42,096.65	42,096.65
0643 · Fencing Rental Expense	0.00	0.00	0.00	0.00	0.00	49,302.00	49,302.00
0645 · Signage Expense	0.00	0.00	0.00	26,602.63	0.00	9.17	26,611.80
0655 · Data Management Expense	2,080.73	5,173.44	10,727.55	3,610.36	2,313.70	2,254.02	35,892.16
0656 · HR Expense	0.00	15.00	0.00	15.00	0.00	0.00	30.00

SF Lesbian Gay Bisexual Transgender Pride CC, Inc.

Profit & Loss

October 2022 through September 2023

	Apr 23	May 23	Jun 23	Jul 23	Aug 23	Sep 23	FY2023 Oct- Sept
0660 · Fundraising Expense	0.00	4,171.89	-1,533.61	30.00	0.00	20,905.43	38,325.43
0680 · Fullfillment Expense	0.00	0.00	0.00	1,000.00	0.00	400.00	1,400.00
0690 · Interest Expense	350.77	245.83	133.03	16.64	0.00	0.00	4,732.49
0694 · Amortization Expense	0.00	0.00	0.00	0.00	0.00	310.00	310.00
0696 · Lodging/Hotel Epanse	0.00	737.18	3,620.09	6,634.83	1,198.26	597.12	17,087.09
0697 · Lost equipment & damages	0.00	0.00	0.00	0.00	6,071.75	0.00	6,071.75
6700 · Reallocation Expenses	0.00	0.00	0.00	0.00	20,000.00	0.00	20,000.00
6800 · Fiscal Sponsee Expenses							
6800.19 · Contracted Services	0.00	1,000.00	10,565.19	3,690.90	2,041.31	500.00	39,886.15
6800.23 · Travel & Lodging	0.00	0.00	0.00	0.00	0.00	0.00	5,000.00
6800.24 · Entertainer/Speaker Expense	0.00	0.00	26,425.00	500.00	1,500.00	0.00	30,175.00
6800.28 · Donations,Grants, Fellowships	0.00	1,000.00	0.00	0.00	0.00	0.00	1,000.00
6800.60 · Fundraising Expense	0.00	0.00	0.00	0.00	0.00	0.00	1,300.00
6800.66 · Education & Outreach	0.00	0.00	0.00	0.00	0.00	0.00	400.00
Total 6800 · Fiscal Sponsee Expenses	0.00	2,000.00	36,990.19	4,190.90	3,541.31	500.00	77,761.15
Total Expense	140,768.33	498,859.41	1,467,895.89	618,126.81	387,201.46	416,317.56	4,117,311.81
Net Ordinary Income	214,227.40	-114,203.76	99,514.01	-55,720.45	21,559.56	-228,331.37	-56,175.97
Net Income	<u>214,227.40</u>	<u>-114,203.76</u>	<u>99,514.01</u>	<u>-55,720.45</u>	<u>21,559.56</u>	<u>-228,331.37</u>	<u>-56,175.97</u>

10:16 PM

10/02/23

Accrual Basis

SF Lesbian Gay Bisexual Transgender Pride CC, Inc.
Profit & Loss Budget vs. Actual
October 2022 through September 2023

	Oct '22 - Sep 23	Budget	\$ Over Budget	% of Budget
Ordinary Income/Expense				
Income				
0402 · Membership Income	17,374.00	36,150.00	-18,776.00	48.1%
0409 · Vendor Income				
0410 · Vendor/Booth Fees Income				
0410P · Pride - Vendor Income	174,114.89	237,600.00	-63,485.11	73.3%
Total 0410 · Vendor/Booth Fees Income	174,114.89	237,600.00	-63,485.11	73.3%
0425 · Booth Equip. Rental Income	7,725.00			
Total 0409 · Vendor Income	181,839.89	237,600.00	-55,760.11	76.5%
0411 · Parade Fee Income				
0411FM · Pride-Float/March Income	279,154.44	369,360.00	-90,205.56	75.6%
0411W · DykesOnBikes (WMC)	2,600.58	3,000.00	-399.42	86.7%
Total 0411 · Parade Fee Income	281,755.02	372,360.00	-90,604.98	75.7%
0412 · Beverage Sales				
0412P · Pride - Beverage sales	281,030.00	600,000.00	-318,970.00	46.8%
Total 0412 · Beverage Sales	281,030.00	600,000.00	-318,970.00	46.8%
0414 · Donations (Individual) Income	83,675.36	83,136.00	539.36	100.6%
0416 · Barrel Donations Income				
0416E · Electronic Gate Donations	13,506.22			
0416P · Pride - Barrel Donations	3,301.00	50,000.00	-46,699.00	6.6%
Total 0416 · Barrel Donations Income	16,807.22	50,000.00	-33,192.78	33.6%
0417 · Corporate Sponsorship Income	2,172,385.95	2,581,250.00	-408,864.05	84.2%
0421 · Interest Income	129.11			
0424 · Other Income				
0424AP · Pride After Party	41,533.93			
0424O · Official Events Calendar List	0.00	5,000.00	-5,000.00	0.0%
0424PP · Pride Pass	42,009.79	40,000.00	2,009.79	105.0%
0424PT · Pink Triangle	19,910.30			
0424VIP · VIP Tickets	1,117.95			
Total 0424 · Other Income	104,571.97	45,000.00	59,571.97	232.4%
0430 · Grants For the Arts				
0430A · Pride - Grants for the Arts	725,000.00	325,000.00	400,000.00	223.1%
Total 0430 · Grants For the Arts	725,000.00	325,000.00	400,000.00	223.1%
0435 · Other Grants Income	15,500.00	300,000.00	-284,500.00	5.2%
0440 · Grandstand Ticket Sales	45,905.50	60,000.00	-14,094.50	76.5%
0441 · Other Ticket Sales	0.00	65,000.00	-65,000.00	0.0%
0450 · Merchandise Sales	0.00	30,000.00	-30,000.00	0.0%
0490 · Fundraising - General	64,252.82	20,000.00	44,252.82	321.3%
0495 · Management Fees Income	0.00	300.00	-300.00	0.0%

10:16 PM

10/02/23

Accrual Basis

SF Lesbian Gay Bisexual Transgender Pride CC, Inc.
Profit & Loss Budget vs. Actual
October 2022 through September 2023

	Oct '22 - Sep 23	Budget	\$ Over Budget	% of Budget
4900 · Fiscal Sponsee Income				
4900.14 · Donations (Individual) Income	3,268.00			
4900.49 · Fundraising	67,641.00			
Total 4900 · Fiscal Sponsee Income	70,909.00			
Total Income	4,061,135.84	4,805,796.00	-744,660.16	84.5%
Gross Profit	4,061,135.84	4,805,796.00	-744,660.16	84.5%
Expense				
0600 · Advertising (Administrative)	869.28	3,000.00	-2,130.72	29.0%
0601 · Advertising (Event)	0.00	5,000.00	-5,000.00	0.0%
0602 · Bank Fees	8,389.95	36,000.00	-27,610.05	23.3%
0603 · Utilities and Maintenance				
0603C · Cleaning & General Maintenance	8,050.16	12,000.00	-3,949.84	67.1%
0603U · Utilities	1,425.93	2,500.00	-1,074.07	57.0%
Total 0603 · Utilities and Maintenance	9,476.09	14,500.00	-5,023.91	65.4%
0604 · Messenger Expense	150.00	300.00	-150.00	50.0%
0605 · Membership Dues Expense	800.00			
0606 · Insurance Expense	191,030.49	264,000.00	-72,969.51	72.4%
0607 · Postage Expense	953.00	3,000.00	-2,047.00	31.8%
0608 · Copying/Printing Expense	10,315.15	16,650.00	-6,334.85	62.0%
0609 · Office Supplies Expense	3,159.93	7,000.00	-3,840.07	45.1%
0610 · Accounting/Auditing Expense	24,000.00	40,000.00	-16,000.00	60.0%
0611 · Commission/Bonus Expense	0.00	80,000.00	-80,000.00	0.0%
0612 · Other Supplies	7,911.86	17,000.00	-9,088.14	46.5%
0613 · Employee Benefits Expense				
0613M · Medical/Dental Benefits	49,553.76	50,000.00	-446.24	99.1%
Total 0613 · Employee Benefits Expense	49,553.76	50,000.00	-446.24	99.1%
0614 · Equipment Rental Expense	771,230.71	343,530.00	427,700.71	224.5%
0615 · Rent (Office) Expense	66,501.91	71,425.44	-4,923.53	93.1%
0616 · Rent (Non-Office Space) Exp.	100,670.29	70,500.00	30,170.29	142.8%
0617 · Clean-Up Costs (Event)	123,676.00	171,000.00	-47,324.00	72.3%
0618 · Equipment Repair & Maintenance	1,572.87	2,310.00	-737.13	68.1%
0619 · Contracted Services	1,026,014.94	757,750.00	268,264.94	135.4%
0620 · Contractors	116,080.00	153,950.00	-37,870.00	75.4%
0621 · ASL Interpreter/ADA Compliance	5,700.00	11,850.00	-6,150.00	48.1%
0622 · Payroll Taxes	26,515.27	38,500.00	-11,984.73	68.9%
0623 · Travel Expense	17,703.94	39,672.00	-21,968.06	44.6%
0624 · Entertainer/Speaker Expense				
0624M · Main Stage	195,475.50	80,000.00	115,475.50	244.3%
0624S · Community Stages and Venues	8,700.00	11,000.00	-2,300.00	79.1%
0624T · Other Venues	26,750.00	3,500.00	23,250.00	764.3%
Total 0624 · Entertainer/Speaker Expense	230,925.50	94,500.00	136,425.50	244.4%
0625 · Telephone Expense	1,368.06	4,000.00	-2,631.94	34.2%
0626 · Payroll Expense				
0626A · Payroll expense	331,020.44	474,500.00	-143,479.56	69.8%
0626AV · Accrued Vacation Expense	8,140.18			
Total 0626 · Payroll Expense	339,160.62	474,500.00	-135,339.38	71.5%

10:16 PM

10/02/23

Accrual Basis

SF Lesbian Gay Bisexual Transgender Pride CC, Inc.
Profit & Loss Budget vs. Actual
October 2022 through September 2023

	Oct '22 - Sep 23	Budget	\$ Over Budget	% of Budget
0627 · Permit Costs	81,823.60	65,560.00	16,263.60	124.8%
0628 · Community Partners Grants				
0628B · Grants from Board	21,653.39	82,750.00	-61,096.61	26.2%
0628P · Grants to Partners	14,562.00	15,400.00	-838.00	94.6%
0628W · Grants to Dykes on Bikes	0.00	1,100.00	-1,100.00	0.0%
Total 0628 · Community Partners Grants	36,215.39	99,250.00	-63,034.61	36.5%
0629 · Educational Development Exp.	300.00	23,500.00	-23,200.00	1.3%
0630 · Food Expense	52,665.74	33,007.35	19,658.39	159.6%
0631 · Media/PR Expense	175,593.26	31,250.00	144,343.26	561.9%
0632 · Volunteer/Staff Recognition Exp	2,016.18	3,000.00	-983.82	67.2%
0633 · Security Costs	284,867.26	680,000.00	-395,132.74	41.9%
0635 · Legal Expense	0.00	20,000.00	-20,000.00	0.0%
0636 · Branded Apparel Expense	12,090.83	18,000.00	-5,909.17	67.2%
0637 · Police/Traffic Control Expense	0.00	45,000.00	-45,000.00	0.0%
0640 · Sales Tax Expense/Other Taxes	0.00	2,200.00	-2,200.00	0.0%
0641 · Radio Rental Expense	18,389.41	13,200.00	5,189.41	139.3%
0642 · Toilet Rental Expense	42,096.65	45,000.00	-2,903.35	93.5%
0643 · Fencing Rental Expense	49,302.00	49,500.00	-198.00	99.6%
0644 · Sound Expenses				
0644S · Sound Expense	0.00	76,100.00	-76,100.00	0.0%
0644V · Video Expense	0.00	48,000.00	-48,000.00	0.0%
Total 0644 · Sound Expenses	0.00	124,100.00	-124,100.00	0.0%
0645 · Signage Expense	26,611.80	41,660.00	-15,048.20	63.9%
0655 · Data Management Expense	35,892.16	24,200.00	11,692.16	148.3%
0656 · HR Expense	30.00	500.00	-470.00	6.0%
0660 · Fundraising Expense	38,325.43	14,600.00	23,725.43	262.5%
0670 · Print Publications Expense	0.00	5,000.00	-5,000.00	0.0%
0680 · Fullfillment Expense	1,400.00	30,000.00	-28,600.00	4.7%
0690 · Interest Expense	4,732.49	15,000.00	-10,267.51	31.5%
0694 · Amortization Expense	310.00	400.00	-90.00	77.5%
0696 · Lodging/Hotel Epense	17,087.09	11,000.00	6,087.09	155.3%
0697 · Lost equipment & damages	6,071.75	2,500.00	3,571.75	242.9%
6700 · Reallocation Expenses	20,000.00	33,000.00	-13,000.00	60.6%
6800 · Fiscal Sponsee Expenses				
6800.19 · Contracted Services	39,886.15			
6800.23 · Travel & Lodging	5,000.00			
6800.24 · Entertainer/Speaker Expense	30,175.00			
6800.28 · Donations, Grants, Fellowships	1,000.00			
6800.60 · Fundraising Expense	1,300.00			
6800.66 · Education & Outreach	400.00			
Total 6800 · Fiscal Sponsee Expenses	77,761.15			
6999 · Uncategorized Expenses	0.00	10,000.00	-10,000.00	0.0%
Total Expense	4,117,311.81	4,210,364.79	-93,052.98	97.8%
Net Ordinary Income	-56,175.97	595,431.21	-651,607.18	-9.4%
Net Income	-56,175.97	595,431.21	-651,607.18	-9.4%

SF Lesbian Gay Bisexual Transgender Pride CC, Inc.
Profit & Loss Budget vs. Actual
October 2021 through September 2022

	Oct '21 - Sep 22	Budget	\$ Over Budget	% of Budget
Ordinary Income/Expense				
Income				
0402 · Membership Income	10,550.00	50,000.00	-39,450.00	21.1%
0409 · Vendor Income				
0410 · Vendor/Booth Fees Income				
0410P · Pride - Vendor Income	180,923.00	185,000.00	-4,077.00	97.8%
Total 0410 · Vendor/Booth Fees Income	180,923.00	185,000.00	-4,077.00	97.8%
0425 · Booth Equip. Rental Income	10,950.00	12,000.00	-1,050.00	91.3%
Total 0409 · Vendor Income	191,873.00	197,000.00	-5,127.00	97.4%
0411 · Parade Fee Income				
0411FM · Pride-Float/March Income	443,225.00	250,000.00	193,225.00	177.3%
0411W · DykesOnBikes (WMC)	2,833.00	3,000.00	-167.00	94.4%
Total 0411 · Parade Fee Income	446,058.00	253,000.00	193,058.00	176.3%
0412 · Beverage Sales				
0412P · Pride - Beverage sales	279,671.00	700,000.00	-420,329.00	40.0%
Total 0412 · Beverage Sales	279,671.00	700,000.00	-420,329.00	40.0%
0414 · Donations (Individual) Income	170,336.52	105,000.00	65,336.52	162.2%
0416 · Barrel Donations Income				
0416P · Pride - Barrel Donations	31,636.00	100,000.00	-68,364.00	31.6%
Total 0416 · Barrel Donations Income	31,636.00	100,000.00	-68,364.00	31.6%
0417 · Corporate Sponsorship Income	1,785,861.30	2,050,000.00	-264,138.70	87.1%
0418 · Stage Sponsorship Income				
0418.91 · Trans Pavillion	2,000.00			
Total 0418 · Stage Sponsorship Income	2,000.00			
0419 · Stage Cost Recovery	0.00	5,000.00	-5,000.00	0.0%
0421 · Interest Income	30.22	50.00	-19.78	60.4%
0424 · Other Income				
0424O · Official Events Calendar List	0.00	8,000.00	-8,000.00	0.0%
0424PP · Pride Pass	29,270.75	0.00	29,270.75	100.0%
0424PT · Pink Triangle	14,000.00			
Total 0424 · Other Income	43,270.75	8,000.00	35,270.75	540.9%
0430 · Grants For the Arts				
0430A · Pride - Grants for the Arts	177,750.00	100,000.00	77,750.00	177.8%
Total 0430 · Grants For the Arts	177,750.00	100,000.00	77,750.00	177.8%
0435 · Other Grants Income	0.00	0.00	0.00	0.0%
0440 · Grandstand Ticket Sales	54,621.80	30,000.00	24,621.80	182.1%
0441 · Other Ticket Sales	0.00	0.00	0.00	0.0%
0450 · Merchandise Sales	20,357.00	20,000.00	357.00	101.8%
0490 · Fundraising - General	21,017.95	95,000.00	-73,982.05	22.1%
0495 · Management Fees Income	150.00	300.00	-150.00	50.0%

SF Lesbian Gay Bisexual Transgender Pride CC, Inc.
Profit & Loss Budget vs. Actual
October 2021 through September 2022

	Oct '21 - Sep 22	Budget	\$ Over Budget	% of Budget
4900 · Fiscal Sponsee Income				
4900.14 · Donations (Individual) Income	200.00			
4900.49 · Fundraising	45,500.00			
Total 4900 · Fiscal Sponsee Income	45,700.00			
Total Income	3,280,883.54	3,713,350.00	-432,466.46	88.4%
Cost of Goods Sold				
0510 · Beverage Purchases				
0510B · Beverage Purchases	0.00	125,000.00	-125,000.00	0.0%
Total 0510 · Beverage Purchases	0.00	125,000.00	-125,000.00	0.0%
0512 · Beverage Ice Expense	0.00	15,000.00	-15,000.00	0.0%
Total COGS	0.00	140,000.00	-140,000.00	0.0%
Gross Profit	3,280,883.54	3,573,350.00	-292,466.46	91.8%
Expense				
0600 · Advertising (Administrative)	0.00	0.00	0.00	0.0%
0601 · Advertising (Event)	19.31	10,000.00	-9,980.69	0.2%
0602 · Bank Fees	14,745.13	35,000.00	-20,254.87	42.1%
0603 · Utilities and Maintenance				
0603C · Cleaning & General Maintenance	9,357.08	8,000.00	1,357.08	117.0%
0603U · Utilities	2,156.62	2,000.00	156.62	107.8%
Total 0603 · Utilities and Maintenance	11,513.70	10,000.00	1,513.70	115.1%
0604 · Messenger Expense	28.00	500.00	-472.00	5.6%
0605 · Membership Dues Expense	1,095.00	1,400.00	-305.00	78.2%
0606 · Insurance Expense	208,796.36	185,000.00	23,796.36	112.9%
0607 · Postage Expense	331.56	2,000.00	-1,668.44	16.6%
0608 · Copying/Printing Expense	4,077.59	11,850.00	-7,772.41	34.4%
0609 · Office Supplies Expense	5,599.50	3,000.00	2,599.50	186.7%
0610 · Accounting/Auditing Expense	32,855.45	40,000.00	-7,144.55	82.1%
0611 · Commission/Bonus Expense	0.00	75,000.00	-75,000.00	0.0%
0612 · Other Supplies	1,798.27	15,000.00	-13,201.73	12.0%
0613 · Employee Benefits Expense				
0613M · Medical/Dental Benefits	44,453.18	45,000.00	-546.82	98.8%
Total 0613 · Employee Benefits Expense	44,453.18	45,000.00	-546.82	98.8%
0614 · Equipment Rental Expense	286,196.53	312,800.00	-26,603.47	91.5%
0615 · Rent (Office) Expense	72,356.94	58,000.00	14,356.94	124.8%
0616 · Rent (Non-Office Space) Exp.	68,226.69	61,500.00	6,726.69	110.9%
0617 · Clean-Up Costs (Event)	67,882.00	145,000.00	-77,118.00	46.8%
0618 · Equipment Repair & Maintenance	1,486.37	2,100.00	-613.63	70.8%
0619 · Contracted Services	734,313.53	538,640.00	195,673.53	136.3%
0620 · Contractors	114,823.76	112,800.00	2,023.76	101.8%
0621 · ASL Interpreter/ADA Compliance	4,884.91	13,000.00	-8,115.09	37.6%
0622 · Payroll Taxes	26,381.51	35,000.00	-8,618.49	75.4%
0623 · Travel Expense	14,733.86	11,400.00	3,333.86	129.2%

3:47 PM

10/04/23

Accrual Basis

SF Lesbian Gay Bisexual Transgender Pride CC, Inc.
Profit & Loss Budget vs. Actual
October 2021 through September 2022

	Oct '21 - Sep 22	Budget	\$ Over Budget	% of Budget
0624 · Entertainer/Speaker Expense				
0624M · Main Stage	41,600.00	25,000.00	16,600.00	166.4%
0624S · Community Stages and Venues	9,075.00	0.00	9,075.00	100.0%
0624T · Other Venues	500.00	1,000.00	-500.00	50.0%
Total 0624 · Entertainer/Speaker Expense	51,175.00	26,000.00	25,175.00	196.8%
0625 · Telephone Expense	5,502.30	3,600.00	1,902.30	152.8%
0626 · Payroll Expense				
0626A · Payroll expense	319,602.10	365,000.00	-45,397.90	87.6%
0626AV · Accrued Vacation Expense	-3,754.11			
Total 0626 · Payroll Expense	315,847.99	365,000.00	-49,152.01	86.5%
0627 · Permit Costs	56,699.95	59,600.00	-2,900.05	95.1%
0628 · Community Partners Grants				
0628B · Grants from Board	65,950.00	20,000.00	45,950.00	329.8%
0628P · Grants to Partners	0.00	166,500.00	-166,500.00	0.0%
0628W · Grants to Dykes on Bikes	1,460.50	1,000.00	460.50	146.1%
0628 · Community Partners Grants - Other	800.00			
Total 0628 · Community Partners Grants	68,210.50	187,500.00	-119,289.50	36.4%
0629 · Educational Development Exp.	1,226.81	1,000.00	226.81	122.7%
0630 · Food Expense	13,765.08	25,000.00	-11,234.92	55.1%
0631 · Media/PR Expense	118,675.78	18,000.00	100,675.78	659.3%
0632 · Volunteer/Staff Recognition Exp	2,765.72	3,000.00	-234.28	92.2%
0633 · Security Costs	638,578.00	483,200.00	155,378.00	132.2%
0635 · Legal Expense	0.00	0.00	0.00	0.0%
0636 · Branded Apparel Expense	12,782.00	11,500.00	1,282.00	111.1%
0637 · Police/Traffic Control Expense	29,358.14	50,000.00	-20,641.86	58.7%
0640 · Sales Tax Expense/Other Taxes	335.66	62,000.00	-61,664.34	0.5%
0641 · Radio Rental Expense	0.00	12,000.00	-12,000.00	0.0%
0642 · Toilet Rental Expense	55,299.00	41,500.00	13,799.00	133.3%
0643 · Fencing Rental Expense	73,702.90	56,650.00	17,052.90	130.1%
0644 · Sound Expenses				
0644S · Sound Expense	70,919.25	55,000.00	15,919.25	128.9%
0644V · Video Expense	46,704.40	15,000.00	31,704.40	311.4%
Total 0644 · Sound Expenses	117,623.65	70,000.00	47,623.65	168.0%
0645 · Signage Expense	32,617.65	40,100.00	-7,482.35	81.3%
0655 · Data Management Expense	23,243.04	23,500.00	-256.96	98.9%
0656 · HR Expense	0.00	500.00	-500.00	0.0%
0660 · Fundraising Expense	7,592.95	31,000.00	-23,407.05	24.5%
0670 · Print Publications Expense	0.00	0.00	0.00	0.0%
0680 · Fullfillment Expense	10,000.00	60,000.00	-50,000.00	16.7%
0690 · Interest Expense	6,851.41	0.00	6,851.41	100.0%
0694 · Amortization Expense	310.00	0.00	310.00	100.0%
0696 · Lodging/Hotel Epense	8,748.48	7,000.00	1,748.48	125.0%
0697 · Lost equipment & damages	6,541.05	2,000.00	4,541.05	327.1%
6700 · Reallocation Expenses	20,000.00	40,000.00	-20,000.00	50.0%

3:47 PM

10/04/23

Accrual Basis

SF Lesbian Gay Bisexual Transgender Pride CC, Inc.
Profit & Loss Budget vs. Actual
October 2021 through September 2022

	Oct '21 - Sep 22	Budget	\$ Over Budget	% of Budget
6800 · Fiscal Sponsee Expenses				
6800.19 · Contracted Services	31,954.61			
6800.24 · Entertainer/Speaker Expense	15,425.00			
6800.28 · Donations, Grants, Fellowships	1,000.00			
6800.30 · Food	600.00			
6800.75 · Management Fees	150.00			
Total 6800 · Fiscal Sponsee Expenses	49,129.61			
6999 · Uncategorized Expenses	0.00	10,000.00	-10,000.00	0.0%
Total Expense	3,443,181.82	3,413,640.00	29,541.82	100.9%
Net Ordinary Income	-162,298.28	159,710.00	-322,008.28	-101.6%
Net Income	-162,298.28	159,710.00	-322,008.28	-101.6%